

สิวัสดี ตอนเช้า

Market today

Monitoring and waiting for break-out

The SET has recovered, but there is a significant resistance at around 1398, which must be broken through first for a positive signal for continued recovery. Next resistance is at 1410, while support is at 1380. A fall below this could turn into a negative signal, with the next support at 1370.

Today's highlights

- US ADP non-farm payroll for Nov increased by 103k, less than expected, indicating a cooling of the US labour market.
- The US trade deficit in goods and services in Oct increased 5.1% to US\$64.3bn, higher than market expectations.
- EIA reported an increase in last week's gasoline inventories of 5.4mn barrels, more than expected, indicating a slowdown in US fuel demand.
- Putin has arrived in the UAE as a stopover before flying to Saudi Arabia in his first Middle East visit since the start of the Ukraine war. He is expected to primarily discuss energy matters.
- Moody's Investors Service downgraded the outlook for eight Chinese banks from stable due to debt concerns and also lowered the credit outlook for Hong Kong and Macau.
- The JSCC predicts a GDP growth of 2.8-3.3% in 2024 assuming the digital wallet measure with a budget of Bt500bn. The JSCC has advised the government to delay increasing electricity prices as the economy remains fragile, which could lead to a 5-10% increase in product prices and to set up an energy committee to resolve problems in the energy system.
- The Excise Department reported that over 74,000 vehicles have utilized this year's EV purchase subsidy, with the government subsidizing over Bt4bn. Next year's budget is set at Bt17bn, with the program expected to exceed Bt40bn over four years due to increasing demand.
- The banking sector has accelerated debt restructuring to assist debtors before the end of the BoT's relief measures this year. The Credit Bureau expects debt restructuring to exceed Bt1trn, with a significant number of car and home loans downgraded.

Strategy today

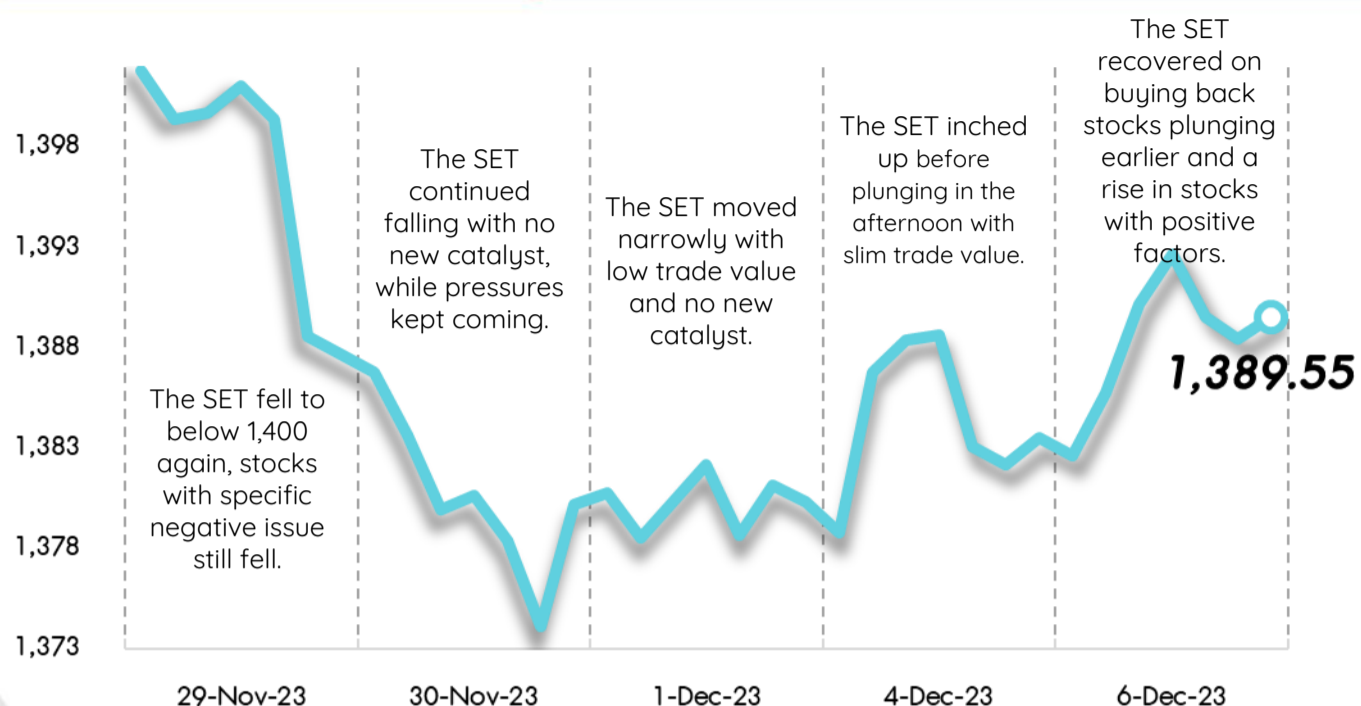
In the short term the SET is expected recover on expected fund flows into TESG funds that will help stabilize the Thai capital market, with recovery in big-cap stocks after earlier price drops. Our strategy is selective buy.

Daily report

Thursday, December 7, 2023

Support - Resistances

1380/1370 – 1398/1410



Trading today

Weekly portfolio: The SET is expected to recover after an earlier fall on expected fund inflows from TESG funds designed to help capital market stability. We recommend “selective buy” in themes with specific drivers:

- 1) Big-cap stocks in SET50 expected to be selected as investment targets for the TESG fund being set up. We select stocks in the SETESG index with two factors of interest: 1) ESG rating of “AAA” or “AA” and 2) prices are down more than the SET YTD – SCGP, OR, CPALL, BEM, GULF, CRC and HMPRO, while also recommend the stock with ESG rating of “A” and down more than the SET YTD – AOT.
- 2) Big-cap stocks in SET50 placed in the SETESG with a rating of “AAA” and outperforming the SET YTD, with strong profit and dividend yields greater than 5% - PTT and KTB.
- 3) Those looking for long-term dollar-cost-average (DCA) investment as we see it as the best after a sharp drop in the SET, so risk is low and stock prices are undervalued; on this theme we recommend BBL, BDMS, BEM, CPALL, PTT and SCC, all SET100 stocks and leaders in their industries. They are also included in the SETESG index with ESG rating of “AAA” or “AA” and valuations are below 10-year historical mean with steady profit.

In the short term we recommend being cautious on stocks that are expected to be significantly affected by the planned raise in the minimum wage, set to be discussed in the Dec 12 cabinet meeting: Courier Services (KEX), Food (CPF, ZEN, GFPT, TU and AU), Real Estate (LPN, PSH, SPALI, SIRI, QH and AP) and Electronic Components (HANA and KCE). In the medium term we recommend being cautious on stocks that are expected to be affected by El Nino, which will erode purchasing power in the agricultural sector: Finance (MTC, SAWAD), Automotive (SAT, STANLY), Beverages (CBG has high sugar cost) and Food & Agriculture (CPF GFPT and GFPT).

Daily top picks

OR: This is an interesting stock in the SETESG Index, rated “AA”. Stock price is down 14.7%YTD, incorporating concerns on government measures to control oil price. 4Q23 core profit will be bolstered by the high season for travel. 2023 net profit is forecast at Bt13.6bn, +31%YoY.

AOT: AOT, rated “A”, has also been included in the SETESG Index. Over the past two weeks price has fallen 13%, incorporating most of the negatives. A price of Bt57-60/share is seen as support. Now would be a good time to accumulate for the long term, as profit is expected to continue to grow.



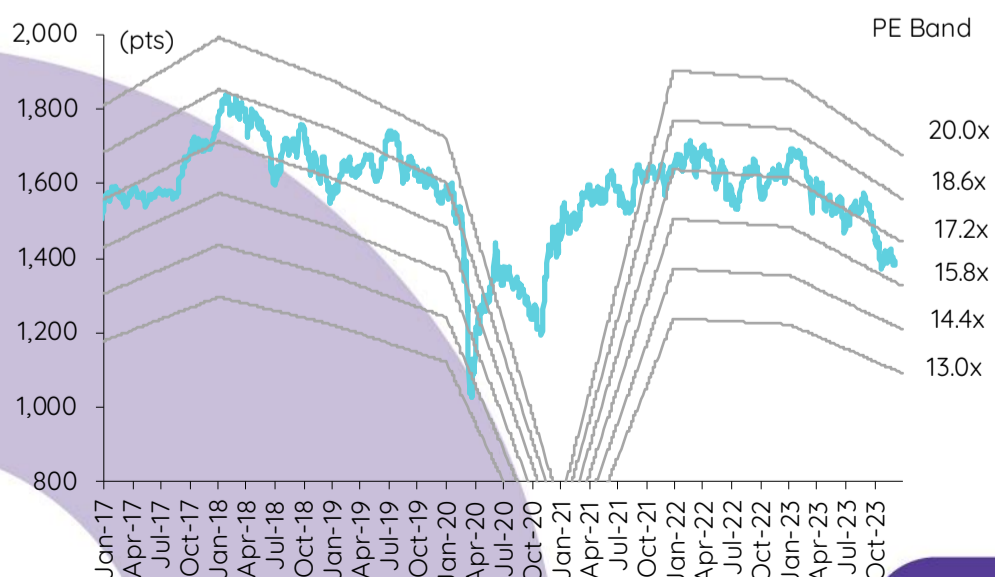
Today's reports

KTC - Modest growth with regulatory pressure

What to watch

Date	Event
5 Dec	Economic release: EU/JP - Final services PMI for Nov; US - ISM services PMI for Nov, JOLTS job openings; EU - PPI for Oct
6 Dec	Economic release: EU - Retail sales for Oct; US - ADP non-farm employment change for Nov, trade balance for Oct, crude oil inventories
7 Dec	Economic release: CN - Trade balance for Nov; US - Unemployment claims; EU - Revised GDP for 3Q23; TH - CPI for Nov
8 Dec	Economic release: JP - final GDP for 3Q23, household spending for Oct; US - Average hourly earnings, non-farm employment change and unemployment rate for Nov

SET Index movement



Daily report Thursday, December 7, 2023

SET Index series

Index	6 Dec (pts)	Chg (pts)	Chg (%)	Value (Btmn)
SET	1,389.55	6.01	0.43	38,631.50
SET50	857.44	1.74	0.20	24,946.47
SET100	1,901.56	5.56	0.29	29,294.30
sSET	865.15	13.55	1.59	3,019.58
SETCLMV	852.34	3.48	0.41	15,993.36
SETHD	1,100.01	1.29	0.12	10,222.22
SETTHSI	924.64	0.00	0.00	33,364.70
SETWB	819.28	3.64	0.45	9,436.81
mai	404.82	6.60	1.66	1,674.57

Trading summary by investor type

(Btmn)	6 Dec	WTD	MTD	YTD
Foreign				
Net	(454)	525	259	(192,028)
Breakdown (%)	56.38	54.73	54.47	52.31
Institution				
Net	606	615	1,600	72,272
Breakdown (%)	8.18	8.31	8.41	8.38
PropTrade				
Net	(36)	(419)	(636)	(3,459)
Breakdown (%)	8.33	8.17	8.42	7.65
Individual				
Net	(117)	(721)	(1,222)	123,214
Breakdown (%)	27.11	28.79	28.70	31.66

S50 futures trading by foreign investors

(Contract)	6-Dec	WTD	MTD	YTD
Foreign	(11,852)	(11,852)	(5,897)	(328,558)
Institution	1,727	1,727	2,958	68,240
Customer	10,125	10,125	2,939	260,318

Bond trading by foreign investors

(Btmn)	6-Dec	WTD	MTD	YTD
Buy	5,690	6,698	10,587	1,024,796
Sell	2,847	7,557	22,245	1,014,016
Net	2,843	(859)	(11,658)	10,781

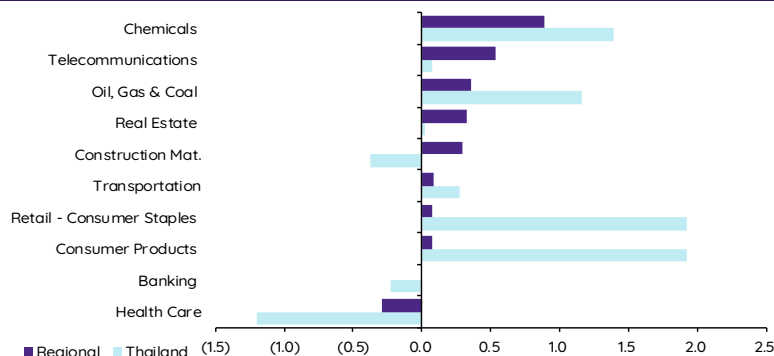
Market update

Global market movement

	6-Dec	Index	Chg (pts)	Performance (%)				PE (x)		EPS gth (%)		PBV (x)		ROE (%)	
				1D	WTD	MTD	YTD	23F	24F	23F	24F	23F	24F	23F	24F
S&P 500		4,549	(17.84)	(0.4)	(1.0)	(0.4)	18.5	20.5	18.7	(0.7)	10.1	4.2	3.8	18.3	18.7
Euro Stoxx 600		470	2.44	0.5	0.8	1.8	10.6	12.9	12.5	4.6	3.3	1.9	1.7	13.3	13.1
Japan		33,446	670.08	2.0	0.0	(0.1)	28.2	23.9	19.0	(2.5)	25.8	1.8	1.8	7.6	9.3
Hang Seng		16,463	135.40	0.8	(2.2)	(3.4)	(16.8)	8.4	7.7	5.7	9.2	0.9	0.9	10.8	11.1
MSCI Asia x J		609	0.00	0.0	(1.1)	(1.8)	(1.6)	14.2	11.8	(5.1)	20.2	1.5	1.3	9.9	11.0
Philippines		6,306	(3.10)	(0.0)	1.0	1.3	(4.0)	11.9	10.8	11.7	9.8	1.4	1.3	12.1	12.1
Indonesia		7,087	(13.46)	(0.2)	0.4	0.1	3.5	15.1	13.5	1.3	11.9	0.1	0.1	0.7	0.7
Malaysia		1,446	(3.64)	(0.3)	(0.7)	(0.5)	(3.3)	14.7	13.2	3.0	11.7	1.3	1.2	8.9	9.4
Thailand		1,390	6.01	0.4	0.7	0.7	(16.7)	16.6	14.3	(10.9)	16.4	1.3	1.3	8.2	9.4
Asean 4 - simple avg.				(0.0)	0.3	0.4	(5.1)	14.6	12.9	1.3	12.5	1.0	1.0	7.5	7.9
China		2,969	(3.36)	(0.1)	(2.1)	(2.0)	(3.9)	11.1	9.7	13.6	14.4	1.2	1.1	10.6	11.1
India		69,654	357.59	0.5	3.2	4.0	14.5	23.4	20.0	18.0	16.8	3.3	2.9	14.0	14.5
Singapore		3,087	10.08	0.3	(0.1)	0.5	(5.0)	10.2	9.9	18.8	3.2	1.0	1.0	10.0	10.1
Taiwan		17,361	32.71	0.2	(0.4)	(0.4)	22.8	18.5	15.6	(31.2)	19.0	2.3	2.1	12.5	13.5
Korea		2,495	1.10	0.0	(0.4)	(1.6)	11.6	15.0	10.0	(27.3)	50.2	0.9	0.8	5.9	8.3
Others				0.2	0.0	0.1	8.0	15.6	13.0	(1.6)	20.7	1.7	1.6	10.6	11.5

Regional sector movement

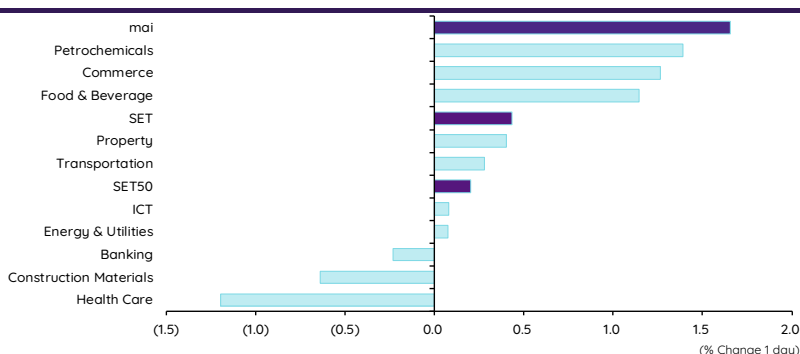
	Price performance (%) *			
	6-Dec	WoW	MoM	YTD
Banking	0.00	0.01	9.93	5.57
Chemicals	0.89	(0.28)	8.27	1.60
Construction Mat.	0.29	0.51	6.85	23.83
Consumer Products	0.08	1.00	6.70	(8.20)
Health Care	(0.29)	(1.43)	4.74	(0.02)
Oil, Gas & Coal	0.36	0.01	3.58	2.76
Real Estate	0.33	(1.33)	1.92	(18.10)
Retail - Consumer Staples	0.08	1.00	6.70	(8.20)
Telecommunications	0.54	(0.46)	3.95	4.48
Transportation	0.09	0.73	6.49	5.64



* Regional sector price performances (%) are based on US\$ and Thai sector price performances (%) are based on baht

Thailand sector movement

	Price performance (%)			
	6-Dec	WoW	MTD	YTD
Banking	(0.23)	(0.83)	0.42	(5.02)
Commerce	1.26	2.03	1.44	(22.71)
Construction Materials	(0.64)	(0.27)	0.46	(18.55)
Energy & Utilities	0.08	(1.09)	0.25	(17.75)
Food & Beverage	1.15	0.28	0.54	(13.67)
Health Care	(1.19)	(0.88)	(0.98)	(11.09)
ICT	0.08	(0.28)	0.97	(9.16)
Petrochemicals	1.39	1.72	3.00	(25.94)
Property	0.40	0.62	0.28	(16.46)
Transportation	0.28	2.03	1.40	(20.60)
SET	0.43	0.13	0.68	(16.73)
SET50	0.20	(0.05)	0.53	(14.70)
MAI	1.66	1.71	2.69	(30.70)



10 Most active stocks by value

Stock	Price (Bt)	Value (Btmn)	Chg (%)
PTTEP	143.00	2,338.05	(1.72)
PTT	35.75	1,995.83	-
AOT	60.00	1,738.22	-
BDMS	25.75	1,580.28	(1.90)
KBANK	127.50	1,577.25	(1.16)
CPALL	53.25	1,503.65	-
BH	217.00	1,013.99	(1.36)
ADVANC	221.00	1,005.01	-
DELTA	78.25	815.35	2.29
KTB	18.50	800.91	-

Top 10 gainers

Stock	Price (Bt)	Value (Btmn)	Chg (%)
ASAP	3.14	53.11	30.83
PPPM	0.06	1.12	20.00
MONO	0.96	18.57	14.29
TFI	0.09	0.02	12.50
AMARIN	4.46	2.83	9.85
CCET	2.08	155.92	8.90
CCP	0.37	4.23	8.82
MNRF	3.00	0.00	8.70
SISB	33.75	83.55	8.00
MGC	6.50	47.07	6.56

Top 10 losers

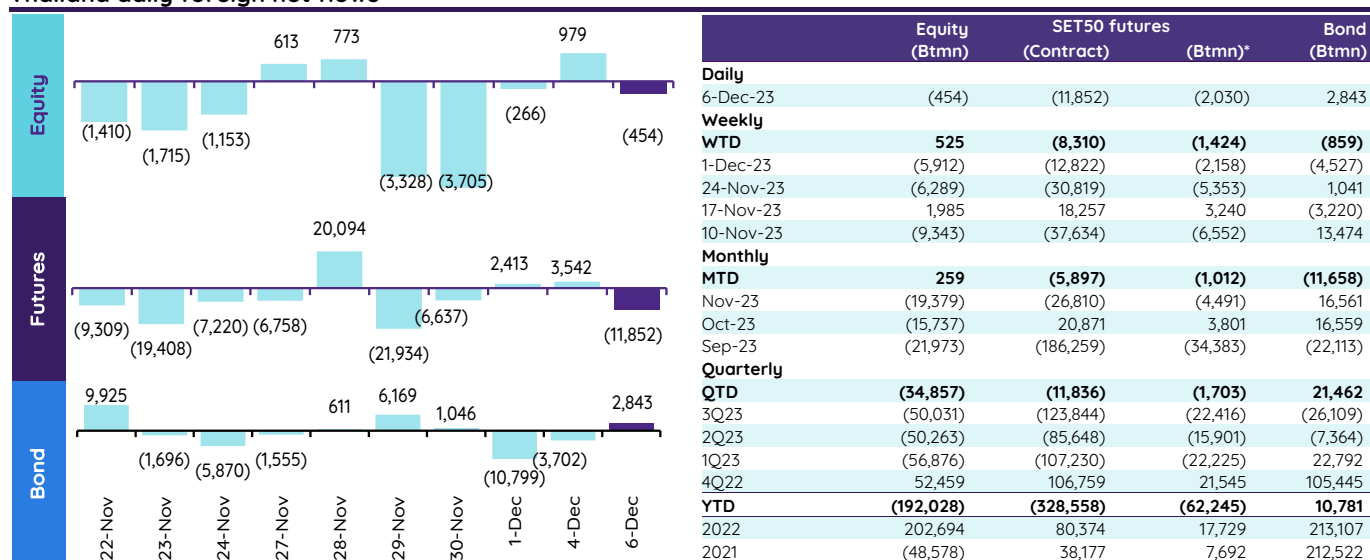
Stock	Price (Bt)	Value (Btmn)	Chg (%)
TWZ	0.04	0.28	(20.00)
COTTO	1.50	8.52	(18.92)
THREL	2.40	4.21	(10.45)
KWI	0.44	0.38	(8.33)
KPNPF	3.64	0.00	(6.67)
SUPEREIF	6.05	3.95	(5.47)
PSL	8.95	288.52	(5.29)
MATI	7.55	0.04	(5.03)
SLP	0.38	0.02	(5.00)
APCS	3.70	0.15	(4.64)

Fund flow monitor

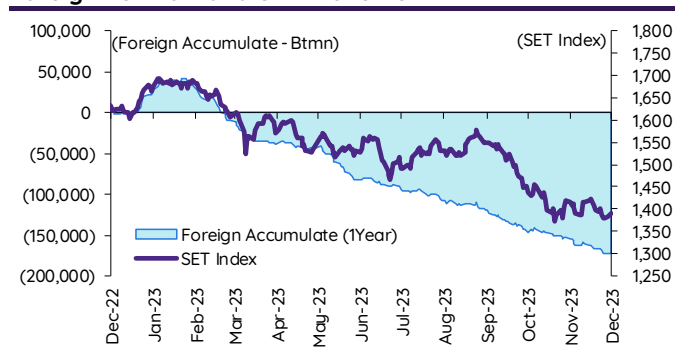
Regional foreign fund flows to equity

(US\$ Mn)	Thailand	Indonesia	Philippines	Malaysia	Vietnam	India	Taiwan	South Korea	Japan
Daily									
6-Dec-23	(13)	(40)	7		(23)		6	(96)	
5-Dec-23		(41)	(3)	(3)	(64)	695	(422)	103	
4-Dec-23	28	43	5	(20)	(24)	660	(140)	181	
1-Dec-23	(8)	14	25	24	(13)	686	(20)	(197)	
30-Nov-23	(105)	(17)	(6)	7	(16)	1,169	197	198	
Weekly									
WTD	15	(38)	9	(23)	(111)	1,355	(556)	188	29
1-Dec-23	(168)	38	35	53	(29)	2,587	1,206	178	0
24-Nov-23	(178)	80	18	82	(38)	221	1,567	511	29
17-Nov-23	55	46	(2)	37	(55)	185	4,162	817	1,911
10-Nov-23	(262)	(131)	2	145	(50)	362	698	1,293	2,563
Monthly									
MTD	7	(24)	34	1	(123)	2,041	(576)	(9)	0
Nov-23	(548)	(30)	19	332	(159)	2,301	8,361	3,257	6,601
Oct-23	(431)	(496)	(171)	(461)	(112)	(2,657)	(4,957)	(2,497)	19,545
Sep-23	(616)	(263)	(464)	143	(186)	(2,273)	(5,885)	(1,694)	(32,771)
YTD	(5,373)	(860)	(848)	(569)	(739)	16,444	996	7,059	37,284

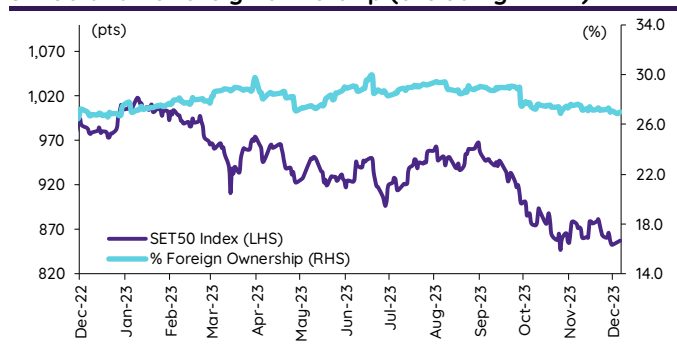
Thailand daily foreign net flows



Foreign net flow and SET movement



SET50 and its foreign ownership (excluding NVDR)



Foreign buy/sell activity monitor

Most foreign holding value change

	Fgn hld (%)	Δ Fgn (M.shares)	Buy* (Btmn)		Fgn hld (%)	Δ Fgn (M.shares)	Sell* (Btmn)		Fgn hld (%)	Buy* (Btmn)	Sell* (Btmn)
PTT	8.16	2.79	100	CPALL	28.92	(27.32)	(1,455)	SCB	137	AOT	(353)
CPN	21.03	1.31	89	AOT	7.72	(16.02)	(961)	THG	133	BH	(151)
BEM	7.92	5.94	47	CPALL	28.92	(27.32)	(1,455)	CPN	124	PTTEP	(120)
SAWAD	29.66	0.84	37	BDMS	24.98	(27.31)	(717)	ICHI	121	HANA	(100)
GLOBAL	4.18	1.88	31	BGRIM	38.70	(24.67)	(641)	PTT	112	AP	(99)
WHA	12.58	3.94	20	SCC	11.06	(1.48)	(434)	CPALL	107	ADVANC	(74)
BCH	9.76	0.60	13	EGCO	28.98	(3.39)	(431)	KTB	97	BGRIM	(66)
SPRC	71.46	1.21	10	PTTEP	13.30	(2.92)	(425)	TTB	81	HMPRO	(66)
TRUE	48.87	1.64	9	ADVANC	36.62	(1.69)	(372)	JAS	78	KBANK	(60)
TIDLOR	27.77	0.36	8	KBANK	43.27	(2.31)	(298)	COM7	69	BANPU	(39)

Top-5 NVDR net buy/sell

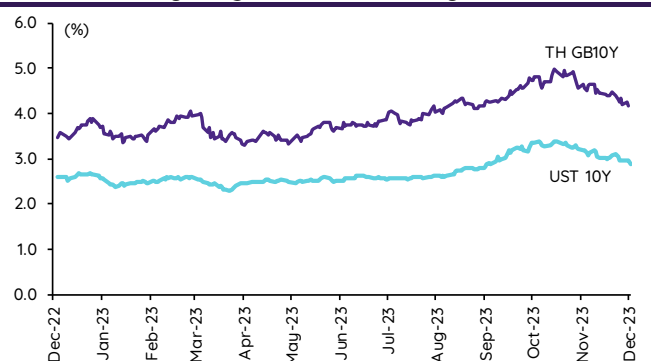
* InnovestX Research estimates

Multi-asset price update

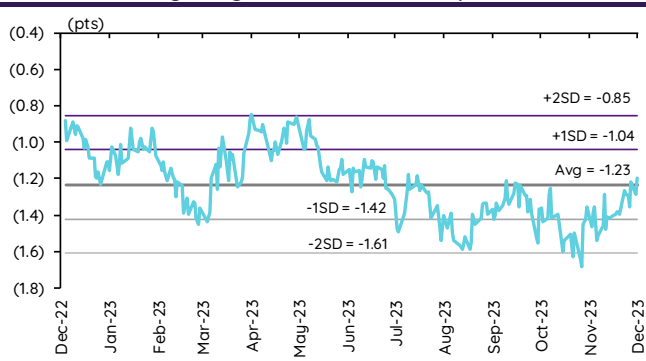
Key indicator update

	Close	6-Dec	WoW	MoM	YoY	YTD
Financial market condition						
VIX Index	12.97	0.93	(0.08)	(12.89)	(41.50)	(40.15)
Europe CDS (bps)	67.118	(0.02)	(0.06)	(10.84)	(24.18)	(23.50)
LIBOR OIS Spread (bps)	0	0.00	0.00	0.00	(25.58)	(16.30)
TED Spread (bps)	0.2442	(3.84)	0.17	3.29	(22.73)	(18.02)
Exchange rate						
Dollar Index	104.16	0.19	1.28	(1.06)	(1.32)	0.64
USD/THB	35.09	(0.37)	0.95	(1.00)	0.19	1.73
EUR/USD	1.08	(0.27)	(1.86)	0.45	2.88	0.59
USD/JPY	147.19	0.07	0.04	(1.90)	7.45	12.27
Bond: (Change in basis points)						
TH Gov Bond 2Y	2.42%	(2.77)	(3.39)	(11.68)	68.15	78.27
TH Gov Bond 10Y	2.88%	(8.24)	(8.18)	(29.52)	24.83	24.02
US Gov Bond 2Y	4.60%	(1.08)	(5.46)	(32.69)	22.45	16.30
US Gov Bond 10Y	4.11%	(8.19)	(16.47)	(53.15)	56.56	23.87
Commodities						
CRB Index	523.78	(0.45)	(1.08)	(2.62)	(6.65)	(5.59)
Gold (US\$/oz)	2,025.00	0.30	(0.92)	2.40	14.47	11.05
Gross Refining Margin (US\$/bbl)	7.41	14.35	15.06	72.33	25.17	(29.70)
Dubai Crude (US\$/bbl)	77.48	(7.28)	(7.20)	10.25	3.14	0.37
NYMEX Crude (US\$/bbl)	69.38	(4.07)	(10.89)	(14.15)	(6.56)	43.23
Baltic Dry Index (pts)	2,848.00	(9.39)	5.64	87.00	112.54	87.99

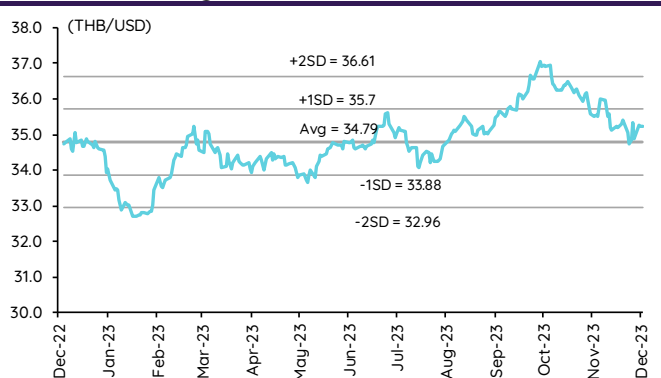
Thai and US 10-year government bond yield



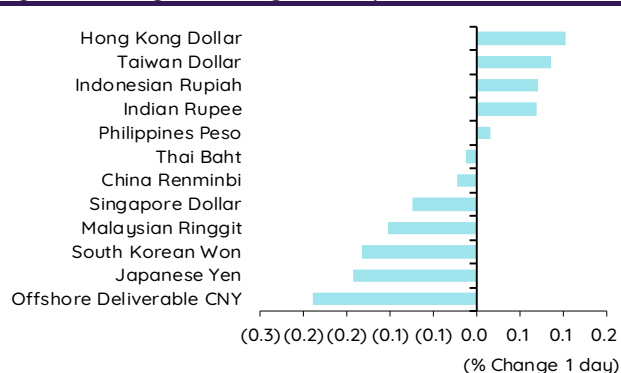
Thai and US 10-year government bond spread



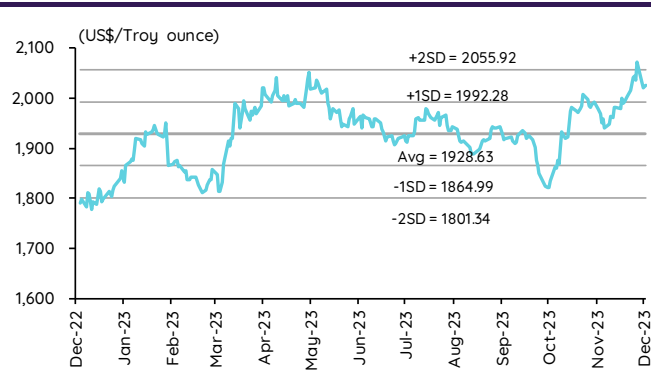
THB/USD exchange rate



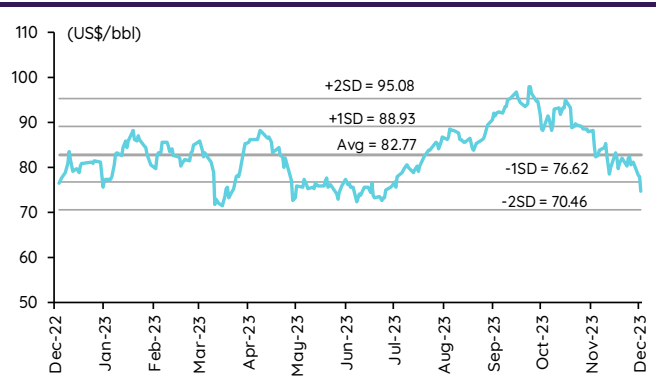
Regional foreign exchange rate spot return



Gold



Brent crude



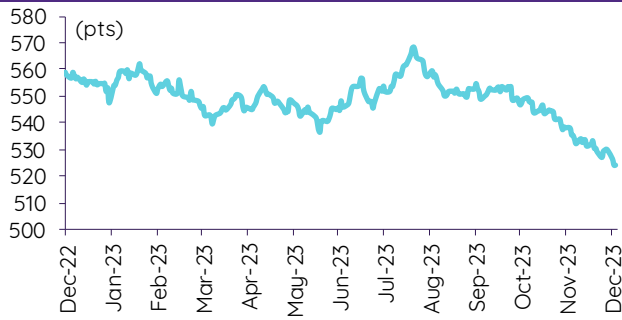
Commodities daily price update

	As of 6-Dec-23	-1W %	Avg. Price QTD in 4Q23	% QoQ	% YoY	Avg. Price in '22	% YoY	Avg. Price in '23	% YoY	Update
CRB Index	523.78	(1.0)	538.02	(3.1)	(7.0)	592.61	10.66	548.60	(7.4)	Daily
Energy Prices										
Crude Oil - Dubai (US\$/bbl)	76.91	(5.8)	86.34	(0.4)	(12.1)	97.10	41.01	82.28	(15.3)	Daily
Brent Crude (US\$/bbl)	74.67	(9.0)	86.36	(0.4)	(14.2)	101.22	43.68	82.91	(18.1)	Daily
West Texas Int. Cushing (US\$/bbl)	69.38	(9.2)	80.70	(1.8)	(19.8)	94.54	38.91	77.97	(17.5)	Daily
Crude Oil - Asia-Pacific Tapis Oil Spot (US\$/bbl)	82.71	(3.4)	91.27	1.0	(9.3)	107.55	49.75	86.76	(19.3)	Daily
Natural Gas Henry Hub (US\$/mmBTU)	2.57	(8.0)	3.40	(9.6)	(41.1)	5.23	64.22	3.84	(26.6)	Daily
Coal Price NEX (US\$/MT)	127.70	3.9	131.96	(6.4)	(69.1)	364.93	163.91	266.64	92.8	Friday
Oil Product Prices and Gross Refinery Margin										
Gas Oil 500 ppm Sulfur Singapore (US\$/bbl)	96.76	(4.3)	107.47	(3.7)	(19.3)	130.86	68.80	103.55	(20.9)	Daily
Gas Oil - Dubai (US\$/bbl)	19.85	2.4	21.13	(15.1)	(39.6)	33.76	289.67	21.27	(37.0)	Daily
Gasoline, 92 RON Spot (US\$/bbl)	96.76	5.3	107.47	(3.7)	(19.3)	130.86	68.80	103.55	(20.9)	Daily
Gasoline - Dubai (US\$/bbl)	19.85	94.4	21.13	(15.1)	(39.6)	33.76	289.67	21.27	(37.0)	Daily
Fuel Oil 180 Singapore Spot (US\$/bbl)	67.28	(5.3)	72.38	(35.1)	(0.9)	80.50	25.12	70.26	(12.7)	Daily
Fuel Oil - Dubai (US\$/bbl)	(9.63)	(9.8)	(13.96)	88.1	(44.5)	-16.60	266.88	(12.02)	(27.6)	Daily
Jet Kerosene - Spot Price (US\$/bbl)	103.46	(1.5)	110.47	(1.9)	(13.4)	126.09	61.69	105.31	(16.5)	Daily
Jet Kerosene - Dubai (US\$/bbl)	26.55	13.7	24.13	(6.9)	(18.0)	28.99	217.81	23.02	(20.6)	Daily
SG Refinery Margin (US\$/bbl)	7.41	15.1	4.77	(50.0)	(32.2)	6.82	94.47	6.82	(36.6)	Daily
Olefins Product Prices and Spread										
Ethylene, FOB Japan Spot (US\$/MT)	850	0.0	861	5.4	(2.7)	1,001	(0.87)	834	(16.7)	Tuesday
Ethylene Spread (US\$/MT)	203	(7.3)	205	511.7	18.0	212	(41.21)	181	(14.5)	Daily
Propylene (Olefins), FOB Japan Spot (US\$/MT)	830	(0.6)	829	3.2	(7.8)	990	(1.54)	851	(14.0)	Tuesday
Propylene Spread (US\$/MT)	183	(10.3)	174	14.3	(7.8)	201	(43.62)	199	(1.2)	Daily
Naphtha - Singapore Spot FOB (US\$/MT)	647	2.5	655	0.6	(7.8)	789	21.57	653	(17.2)	Daily
Polyolefins Prices and Spread										
Polye HDPE SE Asia (US\$/MT)	970	0.0	1,015	1.6	(6.4)	1,180	0.08	1,037	(12.2)	Tuesday
HDPE-Naphtha Spread (US\$/MT)	323	(4.7)	360	184.9	(3.5)	391	(26.21)	384	(1.9)	Daily
Polye LDPE-Film, CFR SE Asia Spot (US\$/MT)	1,000	0.0	1,028	3.7	(22.1)	1,438	(5.75)	1,056	(26.5)	Tuesday
LDPE-Naphtha Spread (US\$/MT)	353	(4.3)	373	184.1	(38.8)	649	(25.97)	403	(37.8)	Daily
PP Film, Spot South East Asia (US\$/MT)	930	0.0	966	1.2	(10.3)	1,174	(9.60)	1,002	(14.6)	Tuesday
PP Spread (US\$/MT)	283	(5.3)	311	2.4	(15.1)	385	(40.73)	350	(9.2)	Daily
MEG Prices and Spread										
MEG, CFR South East Asia (US\$/MT)	495	1.0	485	0.4	(8.4)	585	(13.93)	500	(14.5)	Tuesday
MEG Spread (US\$/MT)	-32	(13.5)	-48	990.3	159.6	-36	(167.17)	-17	n.m.	Tuesday
Aromatics Product Prices and Spread										
Paraxylene, FOB USG Spot (US\$/MT)	1,085	0.9	1,094	(3.9)	(10.2)	1,261	40.96	1,105	(12.3)	Tuesday
Paraxylene Spread (US\$/MT)	434	12.9	365	(10.1)	(6.8)	442	42.51	410	(7.4)	Tuesday
Paraxylene - 92 RON Spread (US\$/MT)	260	(10.8)	177	(4.8)	114.5	145	(37.99)	222	53.5	Daily
Toluene, FOB Korea Spot (US\$/MT)	845	(0.6)	876	(8.1)	(10.5)	963	32.26	896	(6.9)	Tuesday
Benzene, CFR Japan Spot (US\$/MT)	890	(1.7)	931	1.9	(8.5)	1,057	13.52	920	(13.0)	Tuesday
Benzene Spread (US\$/MT)	310	(7.6)	350	2.2	(14.6)	367	4.38	347	(5.4)	Daily
Benzene - 92 RON Spread (US\$/MT)	65	(46.7)	14	(137.6)	(112.2)	-59	(122.03)	36	(161.1)	Daily
Condensate (US\$/MT)	651	(5.7)	729	(0.4)	(11.9)	818	40.13	695	(15.0)	Daily
PTA Prices and Spread										
PTA, CFR South East Asia (US\$/MT)	765	0.0	784	(3.4)	(11.0)	885	25.47	804	(9.1)	Tuesday
PTA Spread (US\$/MT)	38	(15.0)	51	4.5	(21.0)	40	(62.02)	64	58.3	Tuesday
PVC Prices and Spread										
PVC, CFR South East Asia (US\$/MT)	800	0.0	797	(6.8)	(20.4)	1,152	(20.27)	849	(26.3)	Tuesday
Ethylene Spread (US\$/MT)	597	2.8	592	(17.8)	(28.5)	940	(13.30)	667	(29.0)	Tuesday
Ethylene Dichloride CFR Far East Asia (US\$/MT)	305	7.0	281	3.5	(31.2)	543	(26.02)	291	(46.4)	Tuesday
Metal										
Gold (US\$/Troy Ounce)	2,026	(0.8)	1,958	1.6	13.3	1,802	0.17	1,937	7.5	Daily
LME Copper 3 Month Rolling Forward (US\$/MT)	8,342	(1.3)	8,171	(2.7)	5.7	8,805	(5.25)	8,527	(3.2)	Daily
Silver Future (US\$/Troy Ounce)	24	(4.7)	23	(3.4)	n.a.	24	n.a.	24	(0.1)	Daily
China Composite Steel Prices (CNY/MT)	4,270	(0.4)	4,180	1.0	(5.0)	4,770	(12.85)	4,256	(10.8)	Daily
Agriculture Prices										
Malaysian Crude Palm Oil Spot Price(MYR/MT)	3,655	(2.5)	3,685	(3.1)	(7.2)	5,136	15.59	3,846	(25.1)	Daily
SGX Ribbed Smoked Sheet 3 (RSS3) Futures (US\$/KG.)	167	(3.7)	166	9.2	0.8	184	(11.85)	158	(14.1)	Daily
Sugar #11 (US\$/LB)	23	(14.2)	27	7.1	55.6	18	16.35	24	35.0	Daily
Freight Rate										
Baltic Freight Index: BDIY	2,848	19.1	1,956	64.1	19.0	1,931	(33.89)	1,332	(31.0)	Daily
Baltic Supramax Index: BSI58	1,565	18.5	1,247	36.8	(30.3)	2,006	(17.27)	1,002	(50.0)	Daily

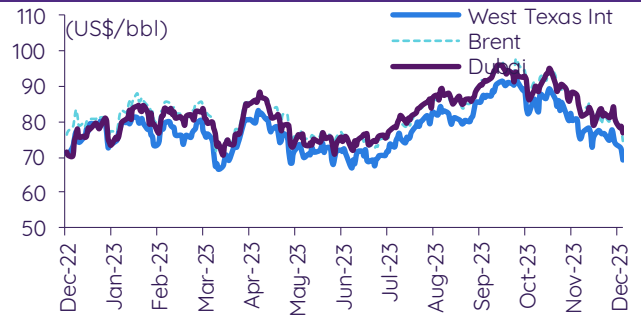
Source: Bloomberg Financial L.P., TQ Professional, BANPU, BOT, InnovestX Research

Commodities daily chart update

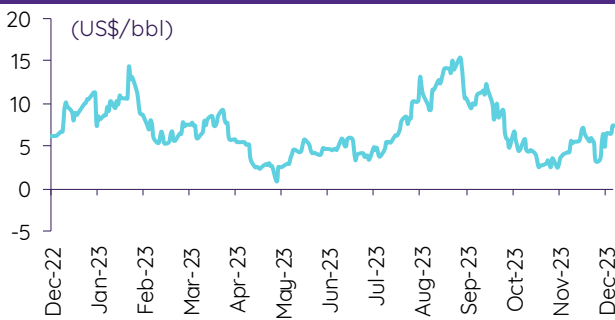
CRB US Spot All Commodities Price Index



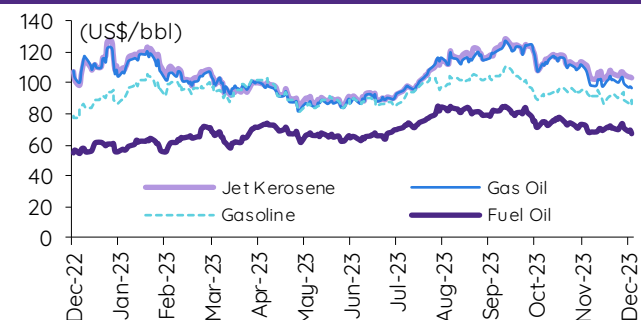
Crude prices



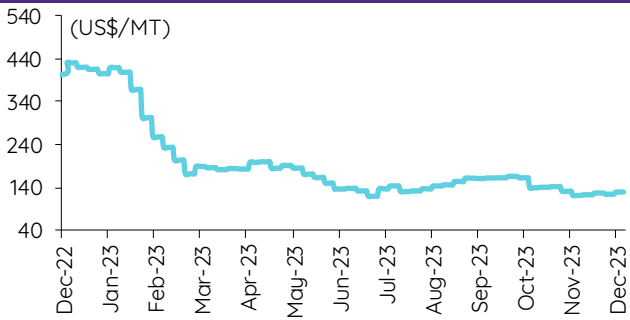
SG Dubai Hydrocracking Refinery Margin



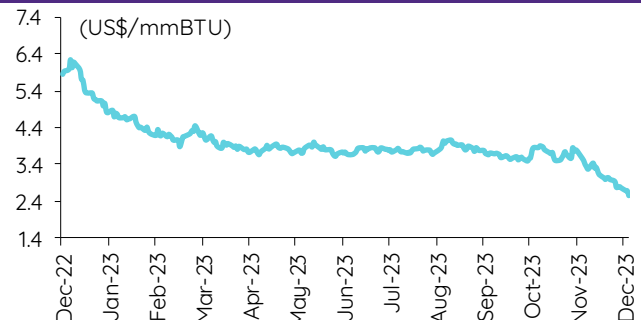
Oil product prices



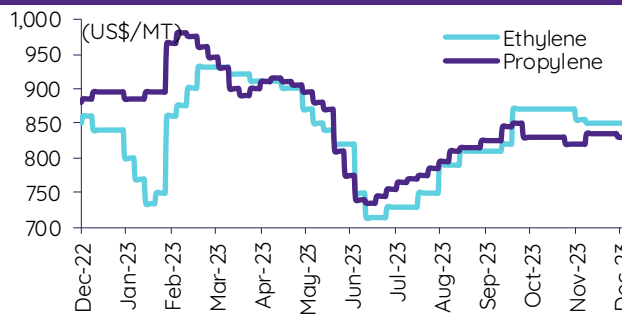
Coal price (NEX)



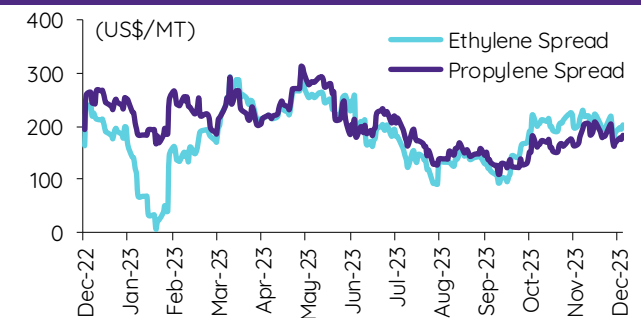
Natural gas prices (Henry hub)



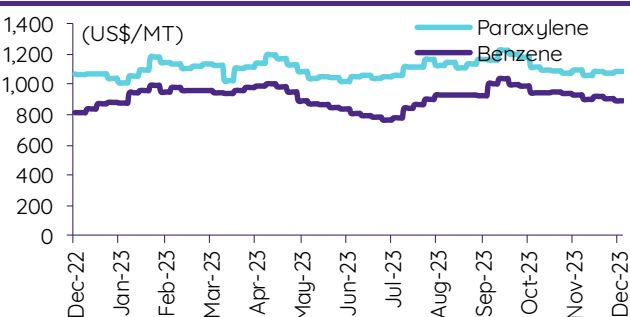
Olefins prices



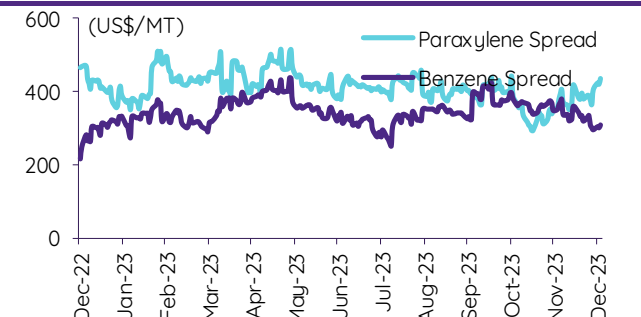
Olefins spreads



Aromatics prices

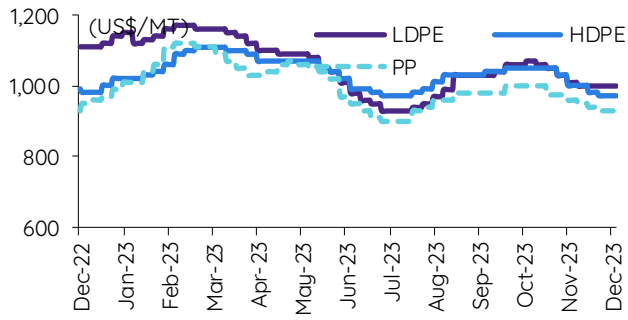


Aromatics spreads

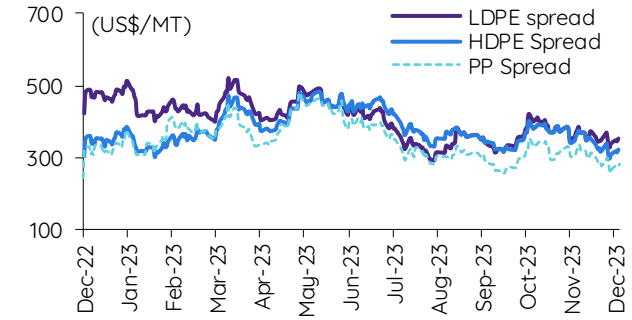


Commodities daily chart update

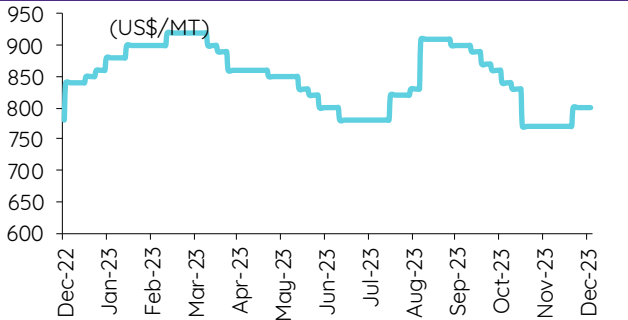
Polyolefins prices



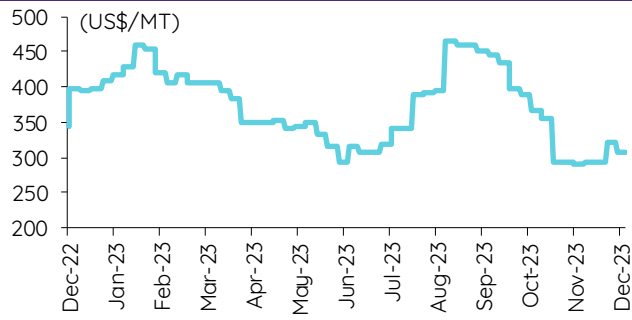
Polyolefins-Naphtha spreads



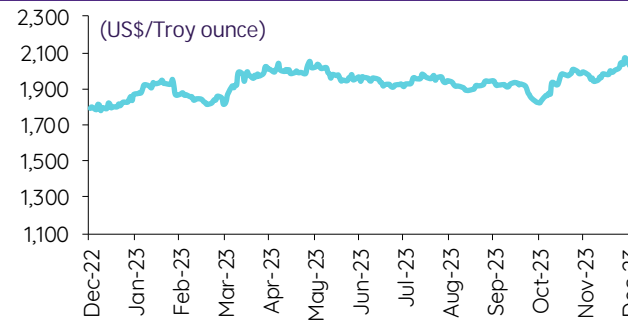
PVC price



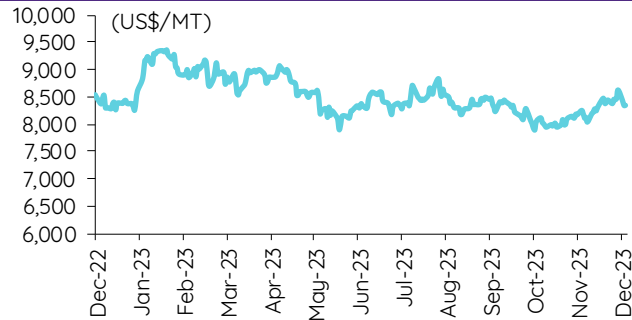
PVC spread



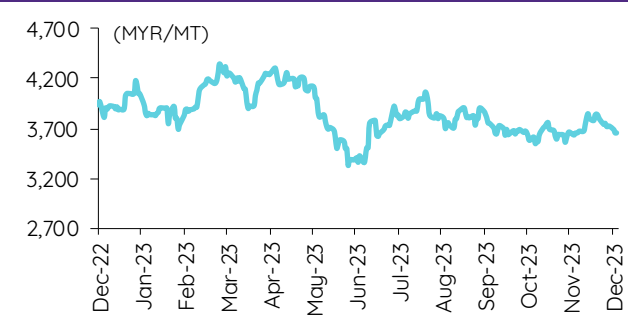
Gold price



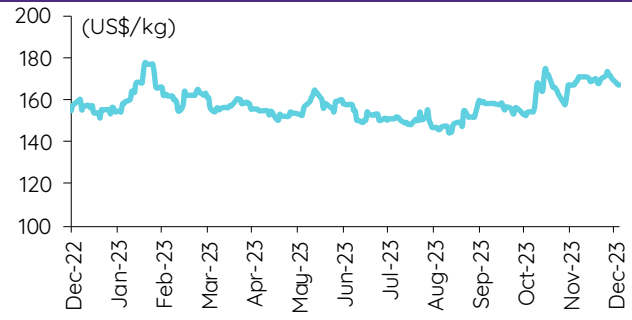
LME copper price



Malaysian crude palm oil price



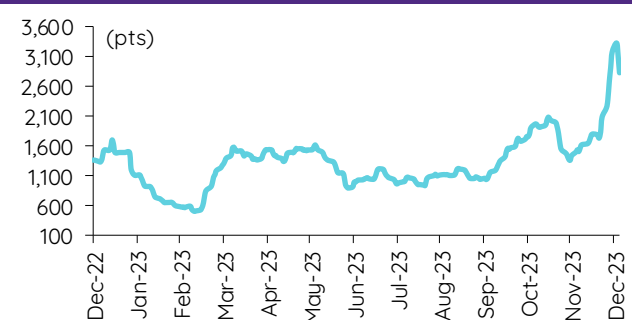
Rubber price (RSS3) futures



Steel price index



Baltic freight index



Source: Bloomberg Financial LP, TQ Professional, BANPU, BOT, InnoVestX Research

Short sales

	Volume (Shares)	Turnover (Bt)	Average price (Bt)	Last price 6-Dec-23	Gap between last close and short	Short sale volume comparing with main board
HKCE01	104,020	1,778,807	17.10	0.05	33,717.08	97.34
HK01	275,200	4,124,044	14.99	0.06	24,252.22	80.57
SAWAD	1,771,300	77,535,650	43.77	44.00	(0.52)	25.81
DCC-R	1,296,000	1,982,430	1.53	1.53	(0.02)	20.08
PRM	1,386,000	7,344,065	5.30	5.25	0.93	18.50
SPALI	948,400	16,731,980	17.64	17.70	(0.33)	17.65
TOP	944,200	48,335,825	51.19	51.50	(0.60)	17.04
AMATAV	4,900	27,195	5.55	5.60	(0.89)	16.90
TTB	32,837,100	51,097,483	1.56	1.57	(0.89)	16.78
PTT	8,805,500	313,253,775	35.57	35.75	(0.49)	15.73
BANPU	10,320,700	76,118,370	7.38	7.40	(0.33)	15.47
AIT	327,600	1,283,886	3.92	3.96	(1.03)	14.43
BTS	1,609,100	11,567,335	7.19	7.20	(0.16)	14.29
OSP-R	821,300	18,624,210	22.68	22.80	(0.54)	13.80
KTC-R	870,200	40,585,800	46.64	46.75	(0.24)	13.57
BJC-R	488,200	12,807,625	26.23	26.50	(1.00)	13.35
OR	1,137,100	23,096,670	20.31	20.30	0.06	13.22
GPSC-R	542,000	25,241,375	46.57	46.75	(0.38)	12.84
BDMS	7,871,600	202,900,750	25.78	25.75	0.10	12.84
AMATA	458,700	11,634,325	25.36	25.50	(0.53)	12.70
IRPC	2,536,400	5,109,052	2.01	2.02	(0.28)	12.36
AWC-R	4,854,100	18,109,472	3.73	3.74	(0.25)	12.04
BGRIM	1,465,300	38,245,200	26.10	26.50	(1.51)	11.84
CK	92,600	1,954,060	21.10	21.20	(0.46)	11.77
KTC	737,000	34,339,800	46.59	46.75	(0.33)	11.49
PTTGC	1,114,600	43,908,550	39.39	39.25	0.37	11.42
KTB	4,838,800	89,320,630	18.46	18.50	(0.22)	11.16
KKP	156,300	7,595,550	48.60	48.50	0.20	11.13
IVL	1,544,900	39,432,300	25.52	25.75	(0.88)	10.98
CK-R	85,300	1,805,930	21.17	21.20	(0.13)	10.84
STEC-R	249,600	2,220,975	8.90	8.95	(0.58)	10.51
ADVANC	463,800	102,383,200	220.75	221.00	(0.11)	10.23
TCAP	132,400	6,400,800	48.34	48.50	(0.32)	10.10
INTUCH-R	256,500	18,096,075	70.55	71.00	(0.63)	9.93
THG-R	29,600	1,861,175	62.88	62.50	0.60	9.92
LH	3,434,000	26,010,745	7.57	7.60	(0.34)	9.85
CPALL	2,704,300	143,673,150	53.13	53.25	(0.23)	9.62
BCP-R	370,800	16,326,250	44.03	44.25	(0.50)	9.60
GPSC	393,300	18,275,325	46.47	46.75	(0.61)	9.32
GLOBAL	760,400	12,541,520	16.49	16.60	(0.64)	9.12
BEM-R	2,353,300	18,941,310	8.05	8.10	(0.63)	8.89
SCGP	518,200	20,136,025	38.86	38.75	0.28	8.88
CRC	320,300	12,386,675	38.67	38.50	0.45	8.47
EGATIF	14,800	83,375	5.63	5.60	0.60	8.32
SCC	82,800	24,199,000	292.26	292.00	0.09	8.26
SPRC	446,000	3,581,725	8.03	8.10	(0.85)	8.17
KBANK	997,900	128,314,550	128.58	127.50	0.85	8.14
BCH-R	996,100	21,052,510	21.13	21.20	(0.31)	8.07
BH-R	369,100	80,004,500	216.76	217.00	(0.11)	7.93
GUNKUL	3,269,500	8,600,936	2.63	2.62	0.41	7.83
AAV	754,800	1,473,914	1.95	1.95	0.14	7.82
THCOM	730,900	9,118,010	12.48	12.50	(0.20)	7.80
LANNA	47,300	702,750	14.86	14.90	(0.29)	7.68
KCE-R	335,400	18,540,075	55.28	54.75	0.96	7.67
HANA	805,800	37,176,000	46.14	45.50	1.40	7.67
BTS-R	851,300	6,128,825	7.20	7.20	(0.01)	7.56
STA-R	176,000	2,670,280	15.17	15.20	(0.18)	7.52
CPF	580,600	11,134,990	19.18	19.20	(0.11)	7.48
SJWD	401,500	5,904,190	14.71	14.80	(0.64)	7.39
SKY	122,200	3,155,325	25.82	25.50	1.26	7.38
CHG	1,958,700	5,608,706	2.86	2.90	(1.26)	7.23
STANLY	300	52,950	176.50	177.00	(0.28)	7.14
SPALI-R	383,600	6,734,320	17.56	17.70	(0.82)	7.14
BCH	875,000	18,487,060	21.13	21.20	(0.34)	7.09
MTC-R	322,900	14,325,675	44.37	44.25	0.26	7.04
KCE	303,800	16,846,875	55.45	54.75	1.29	6.95
PSL-R	2,204,700	19,980,040	9.06	8.95	1.26	6.91
STA	159,300	2,413,800	15.15	15.20	(0.31)	6.81
JMART	1,033,200	18,377,470	17.79	18.00	(1.18)	6.80
SC	166,600	513,128	3.08	3.08	0.00	6.72
GULF	316,600	14,549,900	45.96	46.00	(0.09)	6.71
BDMS-R	4,112,500	105,920,125	25.76	25.75	0.02	6.71
IVL-R	924,000	23,642,125	25.59	25.75	(0.63)	6.57
MINT	397,400	10,676,200	26.87	27.25	(1.41)	6.51
SPA	32,600	390,830	11.99	12.00	(0.09)	6.49
OR-R	557,000	11,328,250	20.34	20.30	0.19	6.48
SCC-R	64,900	18,933,500	291.73	292.00	(0.09)	6.47
DELTA-R	659,300	51,574,025	78.23	78.25	(0.03)	6.34
TU	1,744,800	26,382,580	15.12	15.10	0.14	6.34
TIDLOR-R	802,300	18,536,490	23.10	23.10	0.02	6.27
ORI	114,700	1,000,135	8.72	8.80	(0.91)	6.22
BH	289,500	62,820,900	217.00	217.00	(0.00)	6.22
THG	18,500	1,169,675	63.23	62.50	1.16	6.20
BANPU-R	4,122,800	30,446,800	7.38	7.40	(0.20)	6.18
BCP	237,900	10,432,625	43.85	44.25	(0.90)	6.16
AWC	2,480,000	9,247,750	3.73	3.74	(0.30)	6.15
BEM	1,622,600	13,061,830	8.05	8.10	(0.62)	6.13

	Volume (Shares)	Turnover (Bt)	Average price (Bt)	Last price 6-Dec-23	Gap between last close and short	Short sale volume comparing with main board
MTC	280,800	12,470,975	44.41	44.25	0.37	6.12
BLAND	329,100	236,952	0.72	0.72	0.00	6.11
KSL-R	63,900	172,232	2.70	2.68	0.57	6.10
AP-R	1,024,100	10,762,040	10.51	10.50	0.08	6.03
PR9	11,300	171,760	15.20	15.10	0.66	6.02
MEGA	57,800	2,322,125	40.18	40.25	(0.19)	5.98
CHAYO	123,800	675,865	5.46	5.55	(1.63)	5.91
EA-R	378,400	16,932,900	44.75	44.75	(0.00)	5.90
TASCO	369,000	5,964,590	16.16	16.20	(0.22)	5.88
ONEE	498,400	1,938,036	3.89	3.96	(1.81)	5.85
SPRC-R	315,600	2,535,435	8.03	8.10	(0.82)	5.78
CHG-R	1,519,000	4,341,132	2.86	2.90	(1.45)	5.61
TRUE	2,979,400	16,475,000	5.53	5.55	(0.37)	5.47
BAM	547,300	4,636,540	8.47	8.50	(0.33)	5.46
RCL	202,100	4,281,760	21.19	21.00	0.89	5.45
BKI	1,400	425,600	304.00	305.00	(0.33)	5.39
MEGA-R	51,700	2,068,000	40.00	40.25	(0.62)	5.34
BPP	29,700	435,300	14.66	14.80	(0.97)	5.29
NER	130,900	600,232	4.59	4.62	(0.75)	5.18
AP	874,800	9,218,130	10.54	10.50	0.36	5.15
AOT	1,479,600	88,749,375	59.98	60.00	(0.03)	5.12
CRC-R	192,700	7,439,050	38.60	38.50	0.27	5.10
BPCG	111,900	995,500	8.90	8.95	(0.60)	5.07
DELTA	524,800	41,296,500	78.69	78.25	0.56	5.05
CBG	168,900	14,142,875	83.74	84.25	(0.61)	4.99
IRPC-R	1,015,000	2,032,899	2.00	2.02	(0.85)	4.95
STGT	178,400	1,144,680	6.42	6.45	(0.52)	4.94
TQM	32,400	942,425	29.09	29.25	(0.56)	4.87
ERW	800,600	4,167,280	5.21	5.25	(0.85)	4.77
ADVANC-R	214,600	47,403,400	220.89	221.00	(0.05)	4.74
TU-R	1,286,100	19,640,430	15.27	15.10	1.13	4.67
UVAN	16,600	137,780	8.30	8.30	0.00	4.67
PTTGC-R	447,200	17,598,400	39.35	39.25	0.26	4.58
RATCH	307,100	9,654,350	31.44	31.75	(0.99)	4.57
SUSCO	656,800	2,883,570	4.39	4.44	(1.12)	4.55
RAM-R	14,300	487,550	34.09	34.25	(0.45)	4.54
SIRI	1,767,700	2,995,323	1.69	1.70	(0.33)	4.54
BEC	173,900	951,985	5.47	5.45	0.45	4.53
DMT	22,800	280,440	12.30	12.40	(0.81)	4.52
CPN-R	200,600	13,481,050	67.20	67.00	0.30	4.50
WHA	2,145,800	11,158,015	5.20	5.25	(0.95)	4.48
HMPRO	736,500	8,848,890	12.01	12.00	0.12	4.43
BBL	199,600	29,940,850	150.00	150.00	0.00	4.29
PTTEP	700,200	99,920,400	142.70	143.00	(0.21)	4.28
QH	515,700	1,124,226	2.18	2.18	0.00	4.20
JMT	372,600	10,151,750	27.25	27.50	(0.92)	4.14
STEC	97,000	865,380	8.92	8.95	(0.32)	4.08
TPIPL	84,600	115,902	1.37	1.37	0.00	4.06
TOA	86,100	1,869,180	21.71	21.60	0.51	4.02
CBG-R	134,400	11,201,575	83.35	84.25	(1.07)	3.97
TISCO	60,600	5,909,400	97.51	97.75	(0.24)	3.97
RBF	172,100	2,298,210	13.35	13.30	0.41	3.94
OSP	233,400	5,293,780	22.68	22.80	(0.52)	3.92
ICHI	493,700	7,196,240	14.58	14.80	(1.51)	3.92
PSL	1,234,500	11,153,515	9.03	8.95	0.95	3.87
AS	41,100	332,330	8.09	8.20	(1.39)	3.86
SAWAD-R	264,300	11,563,100	43.75	44.00	(0.57)	3.85
BEAUTY	195,200	87,840	0.45	0.46	(2.17)	3.85
KBANK-R	469,200	60,145,550	128.19	127.50	0.54	3.83
AOT-R	1,098,500	65,864,125	59.96	60.00	(0.07)	3.80
PTG-R	476,300	4,135,235	8.68	8.90	(2.45)	3.75
BLA	27,000	542,130	20.08	20.00	0.39	3.75
TTB-R	7,212,100	11,200,279	1.55	1.57	(1.08)	3.69
BLA-R	26,400	524,740	19.88	20.00	(0.62)	3.66
THANI-R	224,700	598,618	2.66	2.70	(1.33)	3.62
SHR	95,000	236,466	2.49	2.50	(0.44)	3.61
GFPT	89,700	959,790	10.70	10.80	(0.93)	3.58
NOBLE	10,500	41,116	3.92	3.92	(0.11)	3.50
SINGER	947,000	11,819,940	12.48	12.70	(1.72)	3.50
CPAXT	326,800	8,693,400	26.60	27.00	(1.48)	3.41
CPF-R	262,900	5,035,650	19.15	19.20	(0.24)	3.39
KTB-R	1,456,400	26,909,380	18.48	18.50	(0.13)	3.36
RCL-R	123,800	2,628,810	21.23	21.00	1.12	3.34
THANI	205,400	550,266	2.68	2.70	(0.78)	3.31
MINT-R	200,200	5,416,500	27.06	27.25	(0.71)	3.28
DOHOME	291,000	3,493,670	12.01	12.50	(3.95)	3.21
LH-R	1,115,400	8,431,340	7.56	7.60	(0.54)	3.20
RS	36,800	506,360	13.76	13.90	(1.01)	3.18
TIPH	17,900	541,300	30.24	30.25	(0.03)	3.18
NSL	14,700	274,300	18.66	19.00	(1.79)	3.18
SAT	17,400	309,720	17.80	17.80	0.00	3.17
FSMART	42,000	300,660	7.16	7.20	(0.58)	3.15
TTW-R	192,300	1,717,485	8.93	8.95	(0.21)	3.09
EGCO	28,300	3,583,350	126.62	127.00	(0.30)	3.08
SAK	150,100	625,868	4.17	4.24	(1.66)	3.08

Source: SET, InnovestX Research

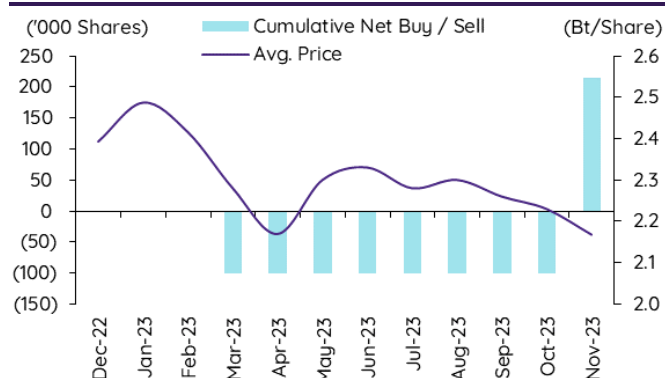
Director trade

1. Director trade as reported on December 6, 2023.

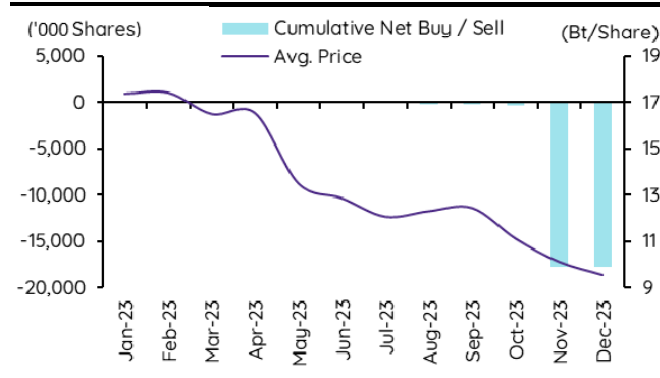
Company	Name of Director	Product	Transaction date	Amount (Shares)	Average Price (Bt)	Amount (Bt)	Buy/Sell	
AIT	Mr. SIRIPONG OONTORNPAN	Common Share	04-12-23	7,762,485	6.80	52,784,898	Sale	
BLC	Mr. SUVIT NGAMPOOPUN	Common Share	01-12-23	110,000	4.40	484,000	Purchase	
BLC	Mr. SUVIT NGAMPOOPUN	Common Share	01-12-23	50,000	4.39	219,500	Sale	
BOFFICE	Mrs. PRAPEE BURI	Units	04-12-23	30,000	4.94	148,200	Purchase	
BOFFICE	Mrs. PRAPEE BURI	Units	04-12-23	30,000	4.94	148,200	Purchase	
EA	Mr. SUTHAM SONGSIRI	Common Share	04-12-23	25,000	45.25	1,131,250	Sale	
EKH	Mr. KAWEECHAI LERTASSAVARAT	Common Share	04-12-23	15,800	7.20	113,760	Purchase	
EKH	Mr. SUTHIPONG TANGSAJJAPOJ	Common Share	04-12-23	40,000	7.21	288,400	Purchase	
EP	Mr. YUTH CHINSUPAKUL	Common Share	04-12-23	1,500	2.64	3,960	Purchase	
EP	Mr. YUTH CHINSUPAKUL	Common Share	04-12-23	200	2.64	528	Purchase	
LEO	Mr. TEERACHAI CHEMNASIRI	Common Share	04-12-23	52,000	4.52	235,040	Purchase	
MBAX	Mr. SONGKIAT VICHAYAVETANG	Common Share	01-12-23	400	3.14	1,256	Purchase	
MBAX	Mr. SONGKIAT VICHAYAVETANG	Common Share	04-12-23	5,000	3.12	15,600	Purchase	
PRTR	Mr. PHUKPHONG RATANAPRAPI	Common Share	30-11-23	20,000	5.10	102,000	Purchase	
RAM	Miss RUKKAGEE KANJANAPITAK	Common Share	04-12-23	10,000	33.25	332,500	Purchase	
RAM	Miss RUKKAGEE KANJANAPITAK	Common Share	04-12-23	5,000	33.50	167,500	Purchase	
RAM	Miss RUKKAGEE KANJANAPITAK	Common Share	04-12-23	5,000	33.75	168,750	Purchase	
RAM	Miss RUKKAGEE KANJANAPITAK	Common Share	04-12-23	5,000	34.00	170,000	Purchase	
RAM	Miss RUKKAGEE KANJANAPITAK	Common Share	04-12-23	5,000	34.25	171,250	Purchase	
SAF	Mr. PISIT ARIYAJEJWANICH	Common Share	01-12-23	145,000	0.89	129,050	Purchase	
SKN	Mrs. KITIYA NIEBLER	Common Share	04-12-23	22,300	4.20	93,660	Purchase	
SO	Mr. KRAI VIMOLCHALAO	Common Share	04-12-23	40,000	7.45	298,000	Purchase	
STC	Mr. SURASIT CHAITRAKULTHONG	Common Share	04-12-23	17,000	0.67	11,390	Sale	
STC	Mr. SURASIT CHAITRAKULTHONG	Common Share	04-12-23	100	0.68	68	Purchase	
TNR	Mr. PATHOMPONG CHUPAYAK	Common Share	04-12-23	1,600	9.95	15,920	Purchase	
TNR	Mr. PATHOMPONG CHUPAYAK	Common Share	06-12-23	10,000	9.90	99,000	Purchase	
TRITN	Miss LOUISE TAECHAUBOL	Common Share	01-12-23	400,000	0.14	56,000	Purchase	
TSTE	Mr. PRAPAS CHUTIMAVORAPHAND	Common Share	01-12-23	2,300	9.30	21,390	Purchase	
TSTE	Mr. PRAPAS CHUTIMAVORAPHAND	Common Share	04-12-23	10,000	9.05	90,500	Purchase	
TTA	Mr. SANTI BANGOR	Common Share	04-12-23	10,000	6.05	60,500	Sale	
WINNER	Mr. JANE WONGISARIYAKUL	Common Share	30-11-23	74,100	2.16	160,056	Purchase	
WINNER	Mrs. VANNAPORN WONGISARIYAKUL	Common Share	30-11-23	74,100	2.16	160,056	Purchase	
ZEN	Mr. SIRUWAT CHATCHAWAN	Common Share	01-12-23	40,000	9.55	382,000	Sale	
ZEN	Mr. SIRUWAT CHATCHAWAN	Common Share	04-12-23	30,000	9.50	285,000	Sale	
					Total		3,674,644	
						Purchase		54,874,538
						Sale		(51,199,894)
						Net		

2. 12-month cumulative net buy/sell for InnovestX-covered stocks with activity as of last close

WINNER



ZEN



Corporate calendar

Monday	Tuesday	December Wednesday	Thursday	Friday
4	5	6	7	8
XD LVMH01 Bt- MJLF Bt0.129 RJH Bt0.25 SSC Bt0.52 XR TRC 4 : 1 @Bt0.20 XE PORT-W3 1 : 1 @Bt3.3 PD CPNCG Bt0.2403 POPF Bt0.1803 PPF Bt0.1909 PTL Bt0.05 SIRIP Bt0.065 SPRIME Bt0.15 WHAUP Bt0.06	H.M. King Bhumibol Adulyadej The Great's Birthday National Day / Father's Day	XD NVDA80X Bt- PROSPECT Bt0.22 SIA19 Bt- PD DCC Bt0.017 GUNKUL Bt0.06 ICHI Bt0.5 Share listing CIG 55,555,556 Shares DHOUSE 66,666,660 Shares	PD AMA Bt0.15 CPNREIT Bt0.257 INETREIT Bt0.2007 KTBSTMR Bt0.1765 SFLEX Bt0.045 TAN Bt0.5 TKN Bt0.1 Share listing SIRI 7,320,000 Shares	XD AOT Bt0.36 PD AKR Bt0.015 BKI Bt3.75 DIF Bt0.2264 DMT Bt0.35 EPG Bt0.12 ICN Bt0.15 IMPACT Bt0.1 KUN Bt0.035 LHK Bt0.14 LPH Bt0.03 PSL Bt0.05 SAAM Bt0.06 SPC Bt0.6 SUPEREIF Bt0.0295 TNR Bt0.25 TPRIME Bt0.1028 TRP Bt0.1 WHA Bt0.0669 Decreased capital ASEFA
11	12	13	14	15
Substitution for Constitution Day	XD GVREIT Bt0.1911 TFFIF Bt0.1057 XR CHO 1 : 27 @Bt0.22 PD BA Bt0.5 B-WORK Bt0.075754 FUTUREPF Bt0.2095 GFC Bt0.15 KAMART Bt0.09 TIPCO Bt0.11 WHABT Bt0.175 WHART Bt0.259	XD ABFTH Bt12 HPF Bt0.04 JAS Bt0.6 LHSC Bt0.165 M-II Bt0.155 MNIT Bt0.027 MNIT2 Bt0.045 M-STOR Bt0.1 QHPF Bt0.125 TSTE Bt0.06 UV Bt0.09 PD AAPL80X Bt0.00452 AIMCG Bt0.08 AIMIRT Bt0.223 APURE Bt0.15 BGC Bt0.06 HANA Bt0.5 SMD Bt0.15 SPI Bt0.2 SRS Bt0.13125	PD IVL Bt0.25 LHPF Bt0.07 PRM Bt0.1 QHHR Bt0.15	PD AMATAR Bt0.16 BKKCP Bt0.15 BOFFICE Bt0.1458 TIFI Bt0.135
18	19	20	21	22
	PD CPTGF Bt0.1836 EGATIF Bt0.0839 KBSPIF Bt0.244 TTLPF Bt0.444	XD BABA80 Bt- XW GIFT 3 : 1 XE AIT-W2 1 : 1 @Bt2 NOBLE-W2 1 : 1.053 @Bt7.597 SOLAR-W1 1 : 1 @Bt2 PD TNH Bt0.6 WHAIR Bt0.1369	XR HYDRO 1.5 : 1 @Bt0.30 XW HYDRO 2 : 1 PD MJLF Bt0.129 PROSPECT Bt0.22 RJH Bt0.25	PD ALLY Bt0.16
25	26	27	28	29
PD GVREIT Bt0.1911	XE TWZ-W6 1 : 1 @Bt0.1 TWZ-W7 1 : 1 @Bt0.1 PD JAS Bt0.6	XW META 45 : 4 PD ABFTH Bt12 HPF Bt0.04 LVMH01 Bt- MNIT Bt0.027 MNIT2 Bt0.045 M-STOR Bt0.1 TSTE Bt0.06	PD LHSC Bt0.165 M-II Bt0.155 QHPF Bt0.125 TFFIF Bt0.1057	Substitution for New Year's Eve (Sunday 31st December 2023)

Monday	Tuesday	January Wednesday	Thursday	Friday
1	2	3	4	5
New Year's Day		XW MACO 4 : 1 PD SIA19 Bt-	XW RS 10 : 1	
8	9	10	11	12
PD NETEASE80 Bt-				

XD - Cash Dividend
XD(ST) - Stock Dividend

PD - Payment Date
XR - Rights for Common

XW - Rights for Warrant
XT - Rights for Transferable Subscription Right

XE - Warrant Exercise
CW - Capital write-down

SP - Suspension

Disclaimer

The information in this report has been obtained from sources believed to be reliable. However, its accuracy or completeness is not guaranteed. Any opinions expressed herein reflect our judgment at this date and are subject to change without notice. This report is for information only. It is not to be construed as an offer, or solicitation of an offer to sell or buy any securities. We accept no liability for any loss arising from the use of this document. We or our associates may have an interest in the companies mentioned therein.

InnovestX Securities Company Limited ("INVX") is wholly owned by SCB X Public Company Limited ("SCBX") and The Siam Commercial Bank Public Company Limited ("SCB") is majority-owned by SCBX. Any information related to SCB is for sector comparison purpose.

This document is prepared by InnovestX Securities Company Limited ("INVX") which is wholly-owned by SCB X Public Company Limited ("SCBX"). The Siam Commercial Bank Public Company Limited, which is majority-owned by SCBX, acts as financial advisor of the SCG Chemicals Public Company Limited (SCGC). Any opinions, news, research, analyses, prices, statements, forecasts, projections and/or other information contained in this document (the "Information") is provided as general information purposes only and shall not be construed as individualized recommendation of an offer to buy or sell or the solicitation of an offer to buy or sell any securities. INVX and/or its directors, officers and employees shall not be liable for any direct, indirect, incidental, special or consequential loss or damage, resulting from the use of or reliance on the Information, including without limitation to, damages for loss of profits. The investors shall use the Information in association with other information and opinion, including their own judgment in making investment decision. The Information is obtained from sources believed to be reliable, and INVX cannot guarantee the accuracy, completeness and/or correctness of the Information.

This document is prepared by InnovestX Securities Company Limited ("INVX") which is wholly-owned by SCB X Public Company Limited ("SCBX"). The Siam Commercial Bank Public Company Limited, which is majority-owned by SCBX, acts as financial advisor of the Big C Retail Company Limited (BRC), a subsidiary of Berli Jucker Public Company Limited. Any opinions, news, research, analyses, prices, statements, forecasts, projections and/or other information contained in this document (the "Information") is provided as general information purposes only and shall not be construed as individualized recommendation of an offer to buy or sell or the solicitation of an offer to buy or sell any securities. INVX and/or its directors, officers and employees shall not be liable for any direct, indirect, incidental, special or consequential loss or damage, resulting from the use of or reliance on the Information, including without limitation to, damages for loss of profits. The investors shall use the Information in association with other information and opinion, including their own judgment in making investment decision. The Information is obtained from sources believed to be reliable, and INVX cannot guarantee the accuracy, completeness and/or correctness of the Information.

This document is prepared by InnovestX Securities Company Limited ("INVX") which is wholly owned by SCB X Public Company Limited ("SCBX"). The Siam Commercial Bank Public Company Limited, which is majority-owned by SCBX, acts as financial advisor of the LH Hotel Leasehold Real Estate Investment Trust. Any opinions, news, research, analyses, prices, statements, forecasts, projections and/or other information contained in this document (the "Information") is provided as general information purposes only and shall not be construed as individualized recommendation of an offer to buy or sell or the solicitation of an offer to buy or sell any securities. INVX and/or its directors, officers and employees shall not be liable for any direct, indirect, incidental, special or consequential loss or damage, resulting from the use of or reliance on the Information, including without limitation to, damages for loss of profits. The investors shall use the Information in association with other information and opinion, including their own judgment in making investment decision. The Information is obtained from sources believed to be reliable, and INVX cannot guarantee the accuracy, completeness and/or correctness of the Information.

INVX reserves the right to modify the Information from time to time without notice and in its sole discretion. This document is delivered to intended recipient(s) only and is not permitted to reproduce, retransmit, disseminate, sell, distribute, republish, circulate or commercially exploit the Information in any manner without the prior written consent of INVX.

Futures and Options trading carry a high level of risk with the potential for substantial losses, and are not suitable for all persons. Before deciding to trade Futures and Options, you should carefully consider your financial position, investment objectives, level of experience, and risk appetite if Futures and Options trading are appropriate. The possibility exists that you could sustain a loss of some or all of your initial investment. You should be aware of all the risks associated with Futures and Options trading, and you are advised to rely on your own judgment while making investment decision and/or should seek advice from professional investment advisor if you have any doubts.

This document is delivered to intended recipient(s) only and is not permitted to reproduce, retransmit, disseminate, sell, distribute, republish, circulate or commercially exploit the Information in any manner without the prior written consent of INVX.

© Copyright 2022 InnovestX Securities Co., Ltd. All right reserved.

