

Gulf Energy Development

Gulf Energy Development
Public Company Limited

GULF

Bloomberg GULF.TB
Reuters GULF.BK

innovest^x
A Subsidiary of SCB Group

Positive catalysts and attractive valuation

GULF share price has declined by 10% YTD on negative sentiment from high bond yield and the FX losses caused by the baht's depreciation against the US\$ in 1Q24. However, we expect several factors to lead share price back up: 1) an expected high for core earnings in 2Q24 with growth continuing in tandem with capacity, 2) upcoming power bidding in Thailand, and 3) an attractive valuation at -1.5 SD of its PE mean. We maintain our Outperform rating with an end-2024 DCF-based target price of Bt63/share (WACC 4.2%, terminal growth 2.5%).

Catalyst #1: Core earnings momentum strong for the rest of the year. We expect core profit to reach a record high in 2Q24, then grow through the rest of the year, driven by a 2,700MW increase in capacity to 15,120MW in 2024 via several projects: a) a new IPP, GPD unit 3 (capacity 662.5MW, startup March 2024) and GPD unit 4 (662.5MW, startup October 2024), b) a new IPP at Hin Kong Power (HKP) unit 1 (capacity 770MW, startup March 2024), and c) the planned COD of its Solar, Solar + Battery Energy Storage System (BESS), and solar rooftop projects adding 605MW in 2024. Additionally, we expect rising contributions from associates and JVs, especially from the Jackson gas-fired power plant (higher margin on higher gas prices) after it recovers and INTUCH, THCOM, and Gulf-Binance.

Catalyst #2: Optimism for two upcoming power bids in Thailand. We are positive about two upcoming renewable energy auctions in Thailand: 1) the second phase of 3.6GW renewable power, and 2) the new PDP2024, which is expected to add 30-40GW of new renewable capacity to bring green energy up to providing 50% of all Thailand's power generation by 2037. The Permanent Secretary of the Ministry of Energy says the draft of the PDP2024 will open for public hearings in June, then be sent to the NEPC and cabinet in 4Q24. Progress will spur the Thai utilities sector: historically, shares of most Thai utilities rose with the PDP2018 (GULF's share price +113% in the 12 months after the December 2018 public hearings) and the first phase of 5GW renewable power bidding (+10% over the five months after the public hearing in April 2022).

Catalyst #3: Attractive valuation. GULF share price is down 10% YTD vs the SET's -4.3% YTD on concerns over high bond yield, as Thai utilities stocks typically have a negative correlation with bond yields, and the FX losses brought by the baht's depreciation against the US dollar in 1Q24. However, we believe these are already in the price and look for solid core earnings backed by material capacity addition over the next 2-3 years. This presents an opportunity to accumulate shares, with expected core earnings growth of 28% this year and 25% in 2025.

Key risks: 1) Lower than expected return on new projects, but its excellent track record in bringing projects in on time and on budget minimizes this risk, 2) SPP electricity and steam sales to industrial customers exposed to a poor economy and fuel costs, and weather-related risk at renewable power projects. Key ESG risk: the environmental impact from its exposure to fossil fuels.

Forecasts and valuation

Year to 31 Dec	Unit	2022	2023	2024F	2025F	2026F
Revenue	(Btmn)	94,151	114,054	136,067	144,870	166,994
EBITDA	(Btmn)	22,473	25,195	31,725	35,177	44,496
Core profit	(Btmn)	12,045	15,666	20,042	25,043	30,865
Reported profit	(Btmn)	11,418	14,858	20,042	25,043	30,865
Core EPS	(Bt)	1.03	1.34	1.71	2.13	2.63
DPS	(Bt)	0.60	0.88	1.02	1.28	1.58
P/E, core	(x)	39.0	30.0	23.4	18.7	15.2
EPS growth, core	(%)	37.7	30.1	27.9	25.0	23.2
P/BV, core	(x)	4.2	4.0	3.7	3.4	3.1
ROE	(%)	11.6	13.8	16.6	19.0	21.4
Dividend yield	(%)	1.5	2.2	2.6	3.2	4.0
EV/EBITDA	(x)	30.2	28.3	22.3	19.6	14.7

Source: InnovestX Research

Tactical: OUTPERFORM (3-month)

Stock data

Last close (Jun 5) (Bt)	40.00
Target price (Bt)	63.00
Mkt cap (Btbn)	469.33
Mkt cap (US\$m)	12,837

Beta	L
Mkt cap (%) SET	2.83
Sector % SET	20.01
Shares issued (mn)	11,733
Par value (Bt)	1.00
12-m high / low (Bt)	51.3 / 38.8
Avg. daily 6m (US\$m)	12.81
Foreign limit / actual (%)	49 / 35.82
Free float (%)	26.1
Dividend policy (%)	≥ 30

Share performance

(%)	1M	3M	12M
Absolute	(3.0)	(6.4)	(11.6)
Relative to SET	(0.7)	(4.2)	1.0

Source: SET, InnovestX Research

2023 Sustainability / 2022 ESG Score

SET ESG Ratings	AA
-----------------	----

ESG Bloomberg Rank in the sector

ESG Score Rank	12/67
Environmental Score Rank	5/67
Social Score Rank	7/67
Governance Score Rank	24/67

ESG comment

GULF's ESG score rank in 2022 was acceptable although the ESG disclosure score is below the sector average, based on Bloomberg assessment. Key ESG risk are the environmental impact from its exposure to fossil fuels, energy management, high greenhouse gas emission, and nearby community impact.

Source: Bloomberg Finance L.P.

Analyst

Chaiwat Arsirawichai

Fundamental Investment

Analyst on Securities

(66-2) 949-1021

Chaiwat.arsirawichai@scb.co.th

Value proposition

GULF is a holding company invested in the power business. Its business has expanded to cover gas and infrastructure and logistics businesses. GULF has entered a new arena, the digital world, via the acquisition of INTUCH in 2H21 and a partnership with Binance global, the world's leading cryptocurrency exchange, to set up a digital securities exchange (Binance Thailand) in Thailand. Its lines of business are divided into three segments: energy, infrastructure and digital. The power business will remain the largest contributor to earnings for the next several years with gross installed capacity of 23,356MW in 2033, up from 13,856MW (April 2024). The key driver is two IPPs under Independent Power Development (70% interest) of GDP project and Hin Kong Power project (49% interest). The company's investment strategy focuses on renewable energy concession-like businesses whose cash flow is protected by long-term agreements with the government.

Business outlook

GULF's business growth is grounded on five pillars: conventional power generation, gas-related, renewable power, infrastructure and digital businesses. It plans to invest Bt90bn over the next five years on committed projects to expand its footprint and to grow its portfolio of renewable power to 40% by 2035 from just 9-10% currently. An LNG shipper license will also be a passport to build its role in this business in Thailand. We expect more investment in LNG-to-power projects in the region to be another growth area, leveraging its expertise in power project development and a strong presence in neighboring countries. The company plans to expand into digital businesses, including data centers, smart metering and a smart grid, by leveraging its strong relationship with Singtel and indirect ownership in ADVANC. Further, the company is entering the digital asset exchange in Thailand via JV with Binance, the world's leading cryptocurrency exchange.

Bullish views	Bearish views
1. Leading position in power generation in Thailand, especially in new IPP projects.	1. Stretched valuation and high gearing.
2. Capacity expansion plan with committed PPAs will secure earnings growth.	2. Dividend yield could remain lower than peers given several investments in the pipeline.
3. More cash generation from infrastructure and utilities projects.	

Key catalysts

Factor	Event	Impact	Comment
More capacity additions	GULF's 5-year investment plan budgeted at Bt90bn implies more capacity additions.	Positive	GULF is still in the expansion stage for new capacity and businesses. It will focus on adding renewable power plants into its portfolio to achieve its 40% target by 2035.
Lower gas cost for SPP business	The Energy Regulation Commission (ERC) has restructured gas price in Thailand that creates a single-pool gas pricing system and a decrease in service rates from PTT.	Positive	The lower gas cost will help GULF's SPP business (8% of total installed capacity). The LNG shipper license will allow it to import LNG at a more competitive cost than purchasing piped gas from PTT. This is expected to improve the margin of the SPP business.
Strong earnings growth in 2024F	The market expects GULF's profit to jump 28% in 2024F and 25% in 2025F.	Positive	We expect GULF to deliver strong growth in 2024F to a new record, driven by additional operating capacity, mainly from GDP IPPs, Hin Kong Power IPPs and profit sharing from INTUCH.

Our view on ESG

We view that GULF provides concrete targets on environmental and social issues with a committed timeline and actual performance relative to its targets. We view its management and governance as satisfactory, reflecting management's expertise and experience in the business, with a diverse board of directors and transparency with stakeholders. Key ESG risks are the environmental impact from its exposure to fossil fuels, energy management, high greenhouse gas emission, and nearby community impact.

ESG Disclosure Score

Bloomberg ESG Score	63.10 (2022)
Rank in Sector	12/67

CG Rating	DJSI	SETESG	SET ESG Ratings
GULF	5	No	Yes
			AA

Source: Thai Institute of Directors and SET

Environmental Issue (E)

- GULF aims to increase the proportion of renewables in its generation mix to ≥40% of total gross installed capacity by 2035. Currently, it has over 800MW committed renewable capacity.
- GULF has set a target to reduce its carbon intensity by 25% within 2030 from the base year of 2019 to align with the government's commitment to carbon neutrality and net zero GHG emissions.
- GULF's innovation in operations and several efficiency improvement projects have helped it reduce fuel consumption and carbon intensity, resulting in >Bt300mn operational cost savings.
- GULF was able to maintain its zero waste to landfill target since 2020 and in 2022 was also able to achieve its zero-waste incineration target.
- We view that the environmental issue to be materialize factor for GULF and GULF is in the lagging position compared with peers on the climate exposure, GHG emission management and sustainable products.

Governance Issue (G)

- GULF's board of directors consists of 12 directors, 8 non-executive directors (66.67% of the entire Board), 7 independent directors (58.33% of the entire Board), and an executive director. This includes four female members (33.33% of the entire board).
- GULF has been rated "Excellent" (5 stars) by the Thai Institute of Directors in 2022.
- We view GULF's management and governance as satisfactory, reflecting management's expertise and experience in the utilities sector, its transparency with stakeholders, and its independent board of directors but the governance score also lagging its peers from the executive compensation and shareholder rights.

Social Issue (S)

- GULF ensures that its employees are provided with a safe and healthy work environment. It achieved its Zero Accident target, having a lost-time injury frequency rate (LTIFR) of zero for both employees and contractors.
- The employee engagement rate was 77% and the satisfaction rate was 88%. GULF reported that it has not received any complaints regarding human rights violations. Its assessments have also determined that internal controls and human rights risk mitigation plans are adequate and appropriate at all sites.
- GULF has established a strategy to support local communities across the country under the "IMPACT" framework to create positive impacts and elevate quality of life for sustainable growth and development.
- GULF is also a below average position in social issue compared with peers on the operational risk management, access, ethics and compliance issues.

ESG Disclosure Score

	2021	2022
ESG Disclosure Score	60.88	63.10
Environment	68.74	72.43
Emissions Reduction Initiatives	Yes	Yes
Climate Change Policy	Yes	Yes
GHG Scope 1	9,627	10,491
Biodiversity Policy	Yes	Yes
Energy Efficiency Policy	Yes	Yes
Total Energy Consumption	19.39	109.29
Social	47.97	50.97
Human Rights Policy	Yes	Yes
Equal Opportunity Policy	Yes	Yes
Health and Safety Policy	Yes	Yes
Fatalities - Employees	0.00	0.00
Total Recordable Incident Rate - Employees	—	—
Employee Turnover Pct	5.20	7.80
Governance	65.89	65.89
Size of the Board	10	12
Number of Board Meetings for the Year	16	14
Board Meeting Attendance Pct	98	99
Number of Female Executives	3	3
Number of Independent Directors	5	7

Source: Bloomberg Finance L.P.

Disclaimer

Bloomberg ESG Disclosure Scores rate companies on their level of disclosure of ESG data. Bloomberg offers four disclosure scores, for overall ESG, as well as Environmental, Social, and Governance. To review the fully transparent methodology, calculate disclosure scores for any company, and compare a company's scores vs its peers, see ESG Disclosure Score Model in Bloomberg.

Financial statement

Profit and Loss Statement

FY December 31	Unit	2019	2020	2021	2022	2023	2024F	2025F	2026F
Total revenue	(Btmn)	30,040	32,863	47,467	94,151	114,054	136,067	144,870	166,994
Cost of goods sold	(Btmn)	22,791	23,702	34,388	74,711	92,022	106,609	111,974	124,260
Gross profit	(Btmn)	7,249	9,161	13,079	19,440	22,033	29,458	32,896	42,734
SG&A	(Btmn)	1,713	2,116	2,297	2,955	3,915	4,631	4,922	5,861
Other income	(Btmn)	304	543	2,516	925	2,896	2,954	2,974	2,994
Interest expense	(Btmn)	2,896	3,665	5,596	7,652	9,817	9,362	9,058	8,526
Pre-tax profit (before extra)	(Btmn)	2,943	3,923	7,703	9,759	11,197	18,420	21,890	31,341
Corporate tax	(Btmn)	(14)	107	347	1,344	658	2,315	970	3,431
Equity a/c profits	(Btmn)	3,205	2,462	2,886	6,321	10,284	9,271	9,790	9,710
Minority interests	(Btmn)	(2,280)	(1,862)	(1,497)	(2,691)	(5,157)	(5,334)	(5,667)	(6,754)
Core profit	(Btmn)	3,883	4,416	8,745	12,045	15,666	20,042	25,043	30,865
Extra-ordinary items	(Btmn)	1,003	(134)	(1,075)	(627)	(808)	0	0	0
Net Profit	(Btmn)	4,887	4,282	7,670	11,418	14,858	20,042	25,043	30,865
EBITDA	(Btmn)	8,273	11,020	18,287	22,473	25,195	31,725	35,177	44,496
Core EPS	(Btmn)	0.36	0.40	0.75	1.03	1.34	1.71	2.13	2.63
Net EPS	(Bt)	0.46	0.39	0.65	0.97	1.27	1.71	2.13	2.63
DPS	(Bt)	0.13	0.38	0.44	0.60	0.88	1.02	1.28	1.58

Balance Sheet

FY December 31	Unit	2019	2020	2021	2022	2023	2024F	2025F	2026F
Total current assets	(Btmn)	21,531	30,354	38,811	70,249	72,686	42,797	54,374	79,478
Total fixed assets	(Btmn)	112,747	215,226	323,863	347,923	386,828	391,662	390,079	366,438
Total assets	(Btmn)	134,278	245,581	362,674	418,172	459,514	434,459	444,454	445,916
Total loans	(Btmn)	77,161	141,718	223,564	250,565	284,849	246,961	238,950	224,931
Total current liabilities	(Btmn)	9,809	29,643	35,016	51,868	65,623	34,349	40,756	39,962
Total long-term liabilities	(Btmn)	75,429	143,858	220,148	230,502	249,787	241,776	227,574	215,491
Total liabilities	(Btmn)	85,238	173,501	255,165	282,370	315,410	276,125	268,514	255,453
Paid-up capital	(Btmn)	10,667	11,733	11,733	11,733	11,733	11,733	11,733	11,733
Total equity	(Btmn)	38,427	64,027	96,596	110,787	116,585	125,481	137,480	151,567
BVPS	(Bt)	3.60	5.46	8.23	9.44	9.94	10.69	11.72	12.92

Cash Flow Statement

FY December 31	Unit	2019	2020	2021	2022	2023	2024F	2025F	2026F
Core Profit	(Btmn)	3,883	4,416	8,745	12,045	15,666	20,042	25,043	30,865
Depreciation and amortization	(Btmn)	2,434	3,431	4,989	5,063	4,181	3,944	4,229	4,629
Operating cash flow	(Btmn)	8,043	10,566	14,023	11,106	18,291	32,590	38,570	64,024
Investing cash flow	(Btmn)	(14,317)	(70,410)	(78,206)	(25,036)	(34,400)	(17,781)	(12,937)	(12,913)
Financing cash flow	(Btmn)	2,221	63,101	68,128	33,277	15,628	(43,702)	(15,837)	(30,797)
Net cash flow	(Btmn)	(4,053)	3,256	3,945	19,347	(481)	(28,893)	9,796	20,314

Key Financial Ratios

FY December 31	Unit	2019	2020	2021	2022	2023	2024F	2025F	2026F
Gross margin	(%)	24.1	27.9	27.6	20.6	19.3	21.6	22.7	25.6
Operating margin	(%)	18.4	21.4	22.7	17.5	15.9	18.2	19.3	22.1
EBITDA margin	(%)	27.5	33.5	38.5	23.9	22.1	23.3	24.3	26.6
EBIT margin	(%)	19.4	23.1	28.0	18.5	18.4	20.4	21.4	23.9
Net profit margin	(%)	16.3	13.0	16.2	12.1	13.0	14.7	17.3	18.5
ROE	(%)	10.4	8.6	10.9	11.6	13.8	16.6	19.0	21.4
ROA	(%)	3.0	2.3	2.9	3.1	3.6	4.5	5.7	6.9
Net D/E	(x)	1.3	1.7	1.9	1.5	1.7	1.5	1.6	1.2
Interest coverage	(x)	2.9	3.0	3.3	2.9	2.6	3.4	3.9	5.2
Debt service coverage	(x)	1.4	0.5	0.7	0.6	0.5	1.4	1.3	1.7
Payout Ratio	(%)	28.4	97.3	67.3	61.7	69.5	59.7	60.0	60.1

Main Assumptions

FY December 31	Unit	2019	2020	2021	2022	2023	2024F	2025F	2026F
Gross installed capacity (period-end)	(MW)	5,919	6,409	7,875	9,572	12,420	15,167	16,534	16,813
Equity installed capacity (period-end)	(MW)	2,701	2,959	3,951	4,966	6,712	8,669	9,643	9,930
Electricity sales volume – EGAT	(GWh)	7,072	7,541	10,505	14,597	28,061	33,326	36,370	44,594
Electricity sales volume – IUs	(GWh)	1,923	1,914	2,238	2,376	2,334	2,381	2,381	2,381
Effective interest rate	(%)	3.97	3.35	3.12	3.30	3.80	3.80	3.80	3.80

Financial statement

Profit and Loss Statement

FY December 31	Unit	2Q22	3Q22	4Q22	1Q23	2Q23	3Q23	4Q23	1Q24
Total revenue	(Btmn)	23,004	23,631	26,888	26,413	32,557	27,419	27,665	31,599
Cost of goods sold	(Btmn)	18,567	18,931	21,148	21,101	27,115	21,866	21,940	25,857
Gross profit	(Btmn)	4,437	4,700	5,740	5,311	5,442	5,553	5,726	5,742
SG&A	(Btmn)	639	643	1,121	742	926	832	1,415	772
Other income	(Btmn)	98	75	718	581	951	748	616	681
Interest expense	(Btmn)	1,864	2,036	2,279	2,124	2,416	2,582	2,695	2,606
Pre-tax profit	(Btmn)	2,032	2,096	3,058	3,027	3,051	2,888	2,231	3,044
Corporate tax	(Btmn)	146	572	178	186	203	229	39	315
Equity a/c profits	(Btmn)	1,451	569	2,511	2,089	1,754	2,507	3,933	1,789
Minority interests	(Btmn)	(179)	266	(2,077)	(1,342)	(1,007)	(913)	(1,896)	(524)
Core profit	(Btmn)	3,081	2,167	3,593	3,668	3,556	4,203	4,217	4,152
Extra-ordinary items	(Btmn)	(1,627)	(1,272)	2,092	262	(711)	(892)	532	(495)
Net Profit	(Btmn)	1,531	1,087	5,685	3,850	2,885	3,360	4,735	3,499
EBITDA	(Btmn)	5,138	5,409	6,635	6,104	6,468	6,573	6,050	6,787
Core EPS	(Btmn)	0.27	0.20	0.31	0.31	0.31	0.36	0.36	0.34
Net EPS	(Bt)	0.13	0.09	0.48	0.33	0.25	0.29	0.40	0.30

Balance Sheet

FY December 31	Unit	2Q22	3Q22	4Q22	1Q23	2Q23	3Q23	4Q23	1Q24
Total current assets	(Btmn)	41,805	54,274	70,249	82,706	70,637	86,835	72,686	77,219
Total fixed assets	(Btmn)	346,444	367,346	347,923	367,912	378,815	389,874	386,828	395,650
Total assets	(Btmn)	388,249	421,621	418,172	450,619	449,453	476,710	459,514	472,868
Total loans	(Btmn)	240,070	263,728	250,565	275,022	275,319	294,090	284,849	289,293
Total current liabilities	(Btmn)	49,972	50,457	51,868	63,666	62,834	79,392	65,623	81,091
Total long-term liabilities	(Btmn)	219,946	248,753	230,502	247,513	249,898	253,061	249,787	243,471
Total liabilities	(Btmn)	269,918	299,210	282,370	311,180	312,732	332,454	315,410	324,563
Paid-up capital	(Btmn)	11,733	11,733	11,733	11,733	11,733	11,733	11,733	11,733
Total equity	(Btmn)	103,605	106,843	110,787	113,033	110,280	116,480	116,585	148,306
BVPS	(Bt)	8.83	9.11	9.44	9.63	9.40	9.93	9.94	12.64

Cash Flow Statement

FY December 31	Unit	2Q22	3Q22	4Q22	1Q23	2Q23	3Q23	4Q23	1Q24
Core Profit	(Btmn)	3,081	2,167	3,593	3,668	3,556	4,203	4,217	4,152
Depreciation and amortization	(Btmn)	1,242	1,277	1,298	954	1,001	1,103	1,123	1,136
Operating cash flow	(Btmn)	3,146	6,056	(1,685)	5,401	1,341	7,556	3,991	2,249
Investing cash flow	(Btmn)	(1,749)	(13,617)	4,570	(21,036)	(806)	(3,922)	(8,635)	(4,444)
Financing cash flow	(Btmn)	(3,003)	18,687	8,363	22,815	(11,881)	13,641	(8,946)	(3,394)
Net cash flow	(Btmn)	(1,606)	11,127	11,248	7,180	(11,345)	17,275	(13,590)	(5,589)

Key Financial Ratios

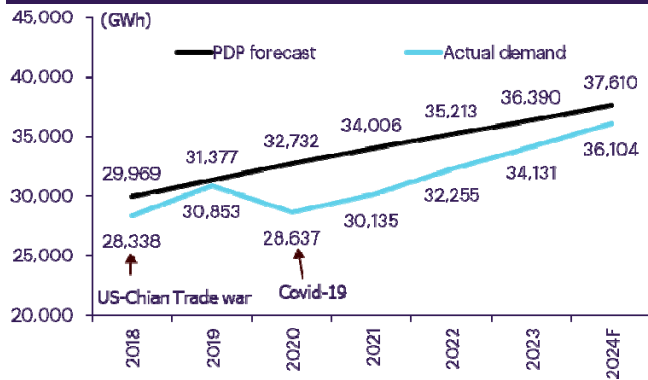
FY December 31	Unit	2Q22	3Q22	4Q22	1Q23	2Q23	3Q23	4Q23	1Q24
Gross margin	(%)	19.3	19.9	21.3	20.1	16.7	20.3	20.7	18.2
Operating margin	(%)	16.5	17.2	17.2	17.3	13.9	17.2	15.6	15.7
EBITDA margin	(%)	22.3	22.9	24.7	23.1	19.9	24.0	21.9	21.5
EBIT margin	(%)	16.9	17.5	19.8	19.5	16.8	19.9	17.8	17.9
Net profit margin	(%)	6.7	4.6	21.1	14.6	8.9	12.3	17.1	11.1
ROE	(%)	12.2	9.0	13.2	12.8	12.9	15.0	14.4	12.1
ROA	(%)	3.3	2.3	3.4	3.3	3.2	3.7	3.6	3.4
Net D/E	(x)	1.9	1.9	1.5	1.6	1.7	1.6	1.7	1.7
Interest coverage	(x)	2.8	2.7	2.9	2.9	2.7	2.5	2.2	2.6
Debt service coverage	(x)	0.5	0.7	0.7	0.5	0.5	0.4	0.5	0.4

Key Statistics

FY December 31	Unit	2Q22	3Q22	4Q22	1Q23	2Q23	3Q23	4Q23	1Q24
Gross installed capacity (period-end)	(MW)	8,538	8,722	9,572	9,572	11,581	11,581	12,420	13,083
Equity installed capacity (period-end)	(MW)	4,415	4,509	4,966	4,966	6,088	6,088	6,712	7,176
Electricity sales volume – EGAT	(GWh)	4,635	2,735	3,668	4,399	8,201	7,542	7,918	9,027
Electricity sales volume – IUs	(GWh)	595	607	565	579	585	605	566	591
Effective interest rate	(%)	3.22	3.34	3.61	3.35	3.66	3.83	3.98	3.93

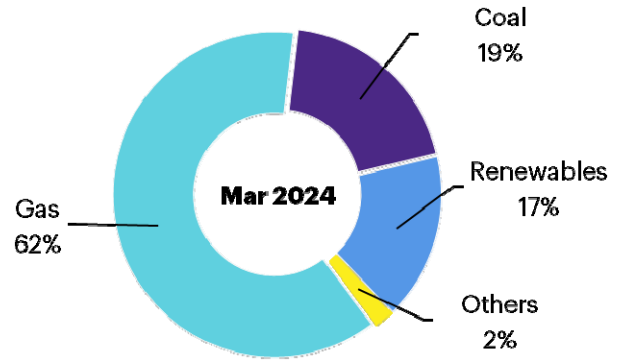
Appendix

Figure 1: Thailand’s electricity demand (PDP2018 rev1 forecasts vs Actual demand)



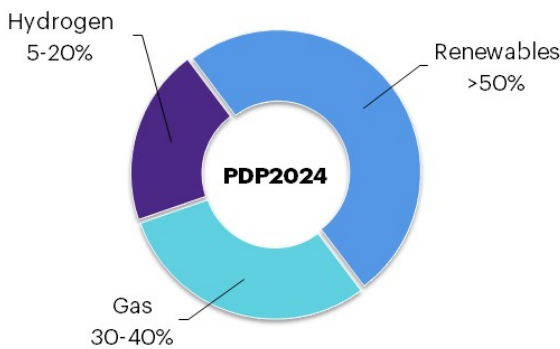
Source: PDP2018 Rev1, EPPO, GULF and InnovestX Research

Figure 2: Thailand’s current electricity generation power source



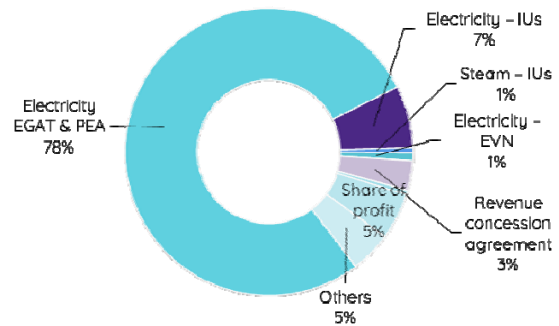
Source: EPPO, EGAT, GULF, InnovestX Research

Figure 3: Thailand’s future electricity generation power source



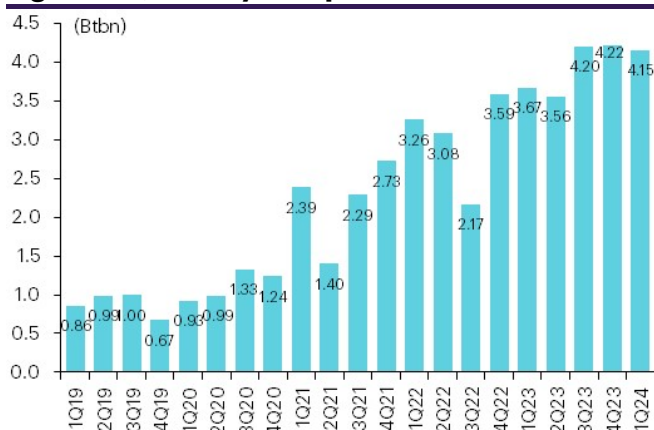
Source: EPPO, EGAT, GULF and InnovestX Research

Figure 4: Revenue breakdown (1Q24)



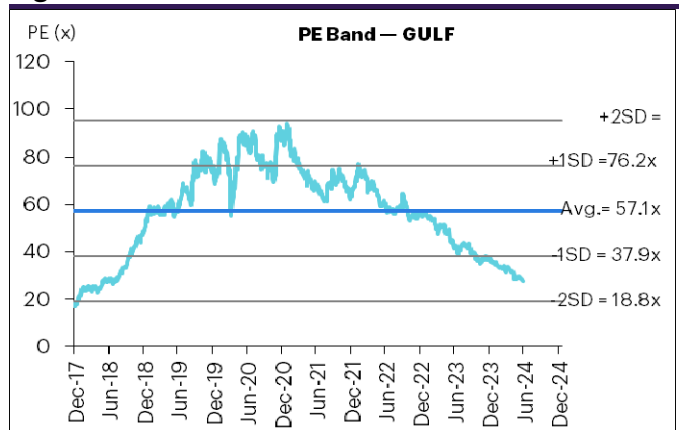
Source: GULF and InnovestX Research

Figure 5: Quarterly core profit



Source: GULF and InnovestX Research

Figure 6: GULF - PE band



Source: InnovestX Research

Disclaimer

The information in this report has been obtained from sources believed to be reliable. However, its accuracy or completeness is not guaranteed. Any opinions expressed herein reflect our judgment at this date and are subject to change without notice. This report is for information only. It is not to be construed as an offer, or solicitation of an offer to sell or buy any securities. We accept no liability for any loss arising from the use of this document. We or our associates may have an interest in the companies mentioned therein.

InnovestX Securities Company Limited (“INVX”) is wholly owned by SCB X Public Company Limited (“SCBX”) and The Siam Commercial Bank Public Company Limited (“SCB”) is majority-owned by SCBX. Any information related to SCB is for sector comparison purpose.

This document is prepared by InnovestX Securities Company Limited (“INVX”) which is wholly owned by SCB X Public Company Limited (“SCBX”). The Siam Commercial Bank Public Company Limited, which is majority-owned by SCBX, acts as financial advisor of the LH Hotel Leasehold Real Estate Investment Trust. Any opinions, news, research, analyses, prices, statements, forecasts, projections and/or other information contained in this document (the “Information”) is provided as general information purposes only and shall not be construed as individualized recommendation of an offer to buy or sell or the solicitation of an offer to buy or sell any securities. INVX and/or its directors, officers and employees shall not be liable for any direct, indirect, incidental, special or consequential loss or damage, resulting from the use of or reliance on the Information, including without limitation to, damages for loss of profits. The investors shall use the Information in association with other information and opinion, including their own judgment in making investment decision. The Information is obtained from sources believed to be reliable, and INVX cannot guarantee the accuracy, completeness and/or correctness of the Information.

INVX reserves the right to modify the Information from time to time without notice and in its sole discretion. This document is delivered to intended recipient(s) only and is not permitted to reproduce, retransmit, disseminate, sell, distribute, republish, circulate or commercially exploit the Information in any manner without the prior written consent of INVX.

Futures and Options trading carry a high level of risk with the potential for substantial losses, and are not suitable for all persons. Before deciding to trade Futures and Options, you should carefully consider your financial position, investment objectives, level of experience, and risk appetite if Futures and Options trading are appropriate. The possibility exists that you could sustain a loss of some or all of your initial investment. You should be aware of all the risks associated with Futures and Options trading, and you are advised to rely on your own judgment while making investment decision and/or should seek advice from professional investment advisor if you have any doubts.

This document is delivered to intended recipient(s) only and is not permitted to reproduce, retransmit, disseminate, sell, distribute, republish, circulate or commercially exploit the Information in any manner without the prior written consent of INVX.

© Copyright 2022 InnovestX Securities Co., Ltd. All right reserved.

CG Rating 2023 Companies with CG Rating

Companies with Excellent CG Scoring

7UP, AAV, ABM, ACE, ACG, ADB, ADD, ADVANC, AEONTS, AF, AGE, AH, AHC, AIRA, AIT, AJ, AKP, AKR, ALLA, ALT, AMA, AMARIN, AMATA, AMATAV, ANAN, AOT, AP, APCO, APCS, ARIP, ARROW, ASEFA, ASK, ASP, ASW, ATP30, AUCTION, AWC, AYUD, B, BA, BAFS, BAM, BANPU, BAY, BBGI, BBIK, BBL, BC, BCH, BCP, BCPG, BDMS, BEC, BEM, BEYOND, BGC, BGRIM, BH, BIZ, BJC, BJCHI, BKI, BLA, BOL, BPP, BRI, BROOK, BRR, BTS, BTW, BWG, BYD, CBG, CENTEL, CFRESH, CHASE, CHEWA, CHG, CHOW, CIMBT, CIVIL, CK, CKP, CM, CNT, COLOR, COM7, COTTO, CPALL, CPAXT, CPF, CPI, CPL, CPN, CPW, CRC, CRD, CSC, CSS, CV, DCC, DDD, DELTA, DEMCO, DMT, DOHOME, DRT, DUSIT, EA, EASTW, ECF, ECL, EE, EGCO, EPG, ERW, ETC, ETE, FE, FLOYD, FN, FPI, FPT, FSX, FVC, GBX, GC, GCAP, GENCO, GFPT, GGC, GLAND, GLOBAL, GPSC, GRAMMY, GULF, GUNKUL, HANA, HARN, HENG, HMPRO, HPT, HTC, ICC, ICHI, ICN, III, ILINK, ILM, IMH, IND, INET, INTUCH, IP, IRC, IRPC, ITC, ITTEL, IVL, JAS, JTS, KBANK, KCC, KCE, KEX, KKP, KSL, KTB, KTC, KTMS, KUMWEL, KUN, LALIN, LANNA, LH, LHF, LIT, LOXLEY, LPN, LRH, LST, M, MAJOR, MALEE, MATCH, MBK, MC, M-CHAI, MCOT, MEGA, MFC, MFEC, MILL, MINT, MONO, MOONG, MSC, MST, MTC, MTI, NC, NCH, NCL, NDR, NER, NKI, NOBLE, NRF, NTV, NVD, NWR, NYT, OCC, OISHI¹, ONEE, OR, ORI, OSP, OTO, PAP, PATO, PB, PCSGH, PDG, PDJ, PG, PHOL, PIMO, PJW, PLANB, PLAT, PLUS, PM, POLY, PPT, PPS, PR9, PRG, PRINC, PRM, PRTR, PSH, PSL, PT, PTC, PTT, PTTEP, PTTGC, Q-CON, QH, QTC, RATCH, RBF, RPH, RS, RT, S, S&J, SA, SABINA, SAK, SAMART, SAMTEL, SAPPE, SAT, SBNEXT, SC, SCB, SCC, SCCC, SCG, SCGP, SCM, SDC, SEAFCO, SEAOL, SECURE, SELIC, SENA, SENX, SFP², SFT, SGC, SGF, SGP, SHR, SICT, SIRI, SIS, SITHAI, SJWD, SKR, SM, SMPC, SMT, SNC, SNNP, SNP, SO, SPALI, SPC, SPCG, SPI, SPRC, SR, SSC, SSF, SSSC, STA, STC, STEC, STGT, STI, SUC, SUN, SUSCO, SUTHA, SVI, SVT, SYMC, SYNEX, SYNTEC, TACC, TAE, TCAP, TCMC, TEAMG, TEGH, TFG, TFMAMA, TGE, TGH, THANA, THANI, THCOM, THIP, THRE, THREL, TIDLOR, TIPH, TISCO, TK, TKN, TKS, TKT, TLI, TM, TMC, TMD, TMT, TNDT, TNITY, TNL, TNR, TOA, TOG, TOP, TPBI, TPCS, TPIPL, TPIPP, TPS, TQM, TQR, TRT, TRUE, TRV, TSC, TSTE, TSTH, TTA, TTB, TTCL, TTW, TURTLE, TVDH, TVH, TVO, TVT, TWPC, UAC, UBE, UBIS, UKEM, UP, UPF, UPOIC, UV, VCOM, VGI, VIBHA, VIH, VL, WACOAL, WGE, WHA, WHAUP, WICE, WINMED, WINNER, XPG, YUASA, ZEN

Companies with Very Good CG Scoring

2S, A5, AAI, AIE, ALUCON, AMR, APURE, ARIN, AS, ASIA, ASIAN, ASIMAR, ASN, AURA, BR, BSBM, BTG, CEN, CGH, CH, CHIC, CI, CIG, CMC, COMAN, CSP, DOD, DPAINT, DV8, EFORL, EKH, ESSO, ESTAR, EVER, FORTH, FSMART, FTI, GEL, GPI, HEALTH, HUMAN, IFS, INSET, IT, J, JCKH, JDF, JKN, JMART, JUBILE, K, KCAR, KGI, KIAT, KISS, KK, KTIS, KWC, KWM, LDC, LEO, LHK, MACO, METCO, MICRO, MK, MVP, NCAP, NOVA, NTSC, PACO, PIN, PQS, PREB, PRI, PRIME, PROEN, PROS, PROUD, PSTC, PTECH, PYLON, RCL, SALEE, SANKO, SCI, SCN, SE, SE-ED, SFLEX, SINGER, SKN, SONIC, SORKON, SPVI, SSP, SST, STANLY, STP, SUPER, SVOA, SWC, TCC, TEKA, TFM, TMILL, TNP, TPLAS, TPOLY, TRC, TRU, TRUBB, TSE, VRANDA, WAVE, WFX, WIJK, WIN, WP, XO

Companies with Good CG Scoring

24CS, AMANAH, AMARC, AMC, APP, ASAP, BCT, BE8, BIG, BIOTEC, BLESS, BSM, BVG, CAZ, CCET, CHARAN, CHAYO, CHOTI, CITY, CMAN, CMR, CRANE, CWT, DHOUSE, DTCENT, EASON, FNS, FTE, GIFT, GJS, GTB, GTV, GYT, HL, HTECH, HYDRO, IIG, INGRS, INSURE, IRCP, ITD, ITNS, JCK, JMT, JR, JSP, KBS, KGEN, KJL, L&E, LEE, MASTER, MBAX, MEB, MENA, META, MGT, MITSIB, MJD, MOSHI, MUD, NATION, NNCL, NPK, NSL, NV, OGC, PAF, PCC, PEACE, PICO, PK, PL, PLANET, PLE, PMTA, PPM, PRAKIT, PRAPAT, PRECHA, PRIN, PSG, RABBIT, READY, RJH, RSP, RWI, S11, SAAM, SAF, SAMCO, SAWAD, SCAP, SCP, SIAM, SKE, SKY, SMART, SMD, SMIT, SOLAR, SPA, STECH, STPI, SVR, TC, TCCC³, TEAM, TFI, TIGER, TITLE, TKC, TMI, TNH, TPA, TPAC, TRITN, UBA, UMI, UMS, UTP, VARO, VPO, W, WARRIX, WORK, WPH, YONG, ZIGA

Corporate Governance Report

The material contained in this publication is for general information only and is not intended as advice on any of the matters discussed herein. Readers and others should perform their own independent analysis as to the accuracy or completeness or legality of such information. The Thai Institute of Directors, its officers, the authors and editor make no representation or warranty as to the accuracy, completeness or legality of any of the information contained herein. By accepting this document, each recipient agrees that the Thai Institute of Directors Association, its officers, the authors and editor shall not have any liability for any information contained in, or for any omission from, this publication.

The survey result is as of the date appearing in the Corporate Governance Report of Thai Listed Companies. As a result, the survey result may be changed after that date. InnovestX Securities Company Limited does not conform nor certify the accuracy of such survey result.

To recognize well performers, the list of companies attaining "Good", "Very Good" and "Excellent" levels of recognition (Not including listed companies qualified in the "no announcement of the results" clause from 1 January 2022 to 31 October 2023) is publicized.

¹OISHI was voluntarily delisted from the Stock Exchange of Thailand, effectively on September 6, 2023

²SFP was voluntarily delisted from the Stock Exchange of Thailand, effectively on July 19, 2023

³TCCC was voluntarily delisted from the Stock Exchange of Thailand effectively on August 25, 2023

Anti-corruption Progress Indicator

Certified (ได้ผ่านการรับรอง)

2S, 7UP, AAI, ADVANC, AF, AH, AI, AIE, AIRA, AJ, AKP, AMA, AMANAH, AMATA, AMATAV, AP, APCS, AS, ASIAN, ASK, ASP, AWC, AYUD, B, BAFS, BAM, BANPU, BAY, BBGI, BBL, BCH, BCP, BCPG, BE8, BEC, BEYOND, BGC, BGRIM, BKI, BLA, BPP, BRR, BSBM, BTC, BTS, BWG, CEN, CENTEL, CFRESH, CGH, CHEWA, CHOTI, CHOW, CIG, CIMBT, CM, CMC, COM7, CPALL, CPAXT, CPF, CPI, CPL, CPN, CPW, CRC, CSC, DCC, DELTA, DEMCO, DIMET, DOHOME, DRT, DUSIT, EA, EASTW, ECF, EGCO, EP, EPG, ERW, ESTAR, ETC, ETE, FNS, FPI, FPT, FSMART, FTE, GBX, GC, GCAP, GEL, GFPT, GGC, GJS, GPI, GPSC, GSTEEL, GULF, GUNKUL, HANA, HARN, HENG, HMPRO, HTC, ICC, ICHI, IFS, III, ILINK, ILM, INET, INOX, INSURE, INTUCH, IRPC, ITTEL, IVL, JAS, JKN, JR, JTS, KASET, KBANK, KBS, KCAR, KCCAMC, KCE, KGEN, KGI, KKP, KSL, KTB, KTC, L&E, LANNA, LHF, LHK, LPN, LRH, M, MAJOR, MALEE, MATCH, MBAX, MBK, MC, MCOT, META, MFC, MFEC, MILL, MINT, MONO, MOONG, MSC, MST, MTC, MTI, NATION, NCAP, NEP, NKI, NOBLE, NRF, NWR, OCC, OGC, OR, ORI, PAP, PATO, PB, PCSGH, PDG, PDJ, PG, PHOL, PIMO, PK, PL, PLANB, PLANET, PLAT, PM, PPP, PPPM, PPS, PR9, PREB, PRG, PRINC, PRM, PROS, PSH, PSL, PSTC, PT, PTECH, PTG, PTT, PTTEP, PTTGC, PYLON, Q-CON, QH, QLT, QTC, RABBIT, RATCH, RML, RS, RWI, S&J, SAAM, SABINA, SAK, SAPPE, SAT, SC, SCC, SCCC, SCG, SCGP, SCM, SCN, SEAOL, SE-ED, SELIC, SENA, SGC, SGP, SIRI, SITHAI, SKR, SMIT, SMK, SMPC, SNC, SNP, SORKON, SPACK, SPALI, SPC, SPI, SPRC, SRICHA, SSF, SSP, SSSC, SST, STA, STGT, STOWER, SUSCO, SVI, SYMC, SYNTEC, TAE, TAKUNI, TASCOS, TCAP, TCMC, TFG, TFI, TFMAMA, TGE, TGH, THANI, THCOM, THIP, THRE, THREL, TIDLOR, TIPCO, TISCO, TKS, TKT, TMD, TMILL, TMT, TNITY, TNL, TNP, TNR, TOG, TOP, TOPP, TPA, TPCS, TRT, TRU, TSC, TSI, TSTE, TSTH, TTA, TTB, TTCL, TU, TVDH, TVO, TWPC, UBE, UBIS, UEC, UKEM, UOBKH, UV, VCOM, VGI, VIH, WACOAL, WHA, WHAUP, WICE, WIJK, XO, YUASA, ZEN, ZIGA

Declared (ประกาศเจตนาแนบ)

ACE, ADB, ALT, AMC, ASW, BLAND, BTG, BYD, CAZ, CBG, CV, DEXON, DMT, EKH, FSX, GLOBAL, GREEN, ICN, IHL, ITC, J, JMART, JMT, LEO, LH, MENA, MITSIB, MODERN, NER, NEX, OSP, PEER, PLUS, POLY, PQS, PRIME, PROEN, PRTR, RBF, RT, SA, SANKO, SCB, SENX, SFLEX, SIS, SKE, SM, SVOA, TBN, TEGH, TIPH, TKN, TPAC, TPLAS, TQM, TRUE, W, WPH, XPG

N/A

24CS, 3K-BAT, A, A5, AAV, ABM, ACAP, ACC, ACG, ADD, ADVICE, AEONTS, AFC, AGE, AHC, AIT, AJA, AKR, AKS, ALL, ALLA, ALPHAX, ALUCON, AMARC, AMARIN, AMR, ANAN, ANI, AOT, APCO, APEX, APO, APP, APURE, AQUA, ARIN, ARIP, ARROW, ASAP, ASEFA, ASIA, ASIMAR, ASN, ATP30, AU, AUCTION, AURA, B52, BA, BBIK, BC, BCT, BDMS, BEAUTY, BEM, BGT, BH, BIG, BIOTEC, BIS, BIZ, BJC, BJCHI, BKD, BKGI, BLC, BLESS, BLISS, BM, BOL, BPS, BR, BRI, BROCK, BSM, BSRC, BTNC, BTW, BUI, BVG, CCET, CCP, CEYE, CFARM, CGD, CH, CHARAN, CHASE, CHAYO, CHG, CHIC, CHO, CI, CITY, CIVIL, CK, CKP, CMAN, CMO, CMR, CNT, COCOCO, COLOR, COMAN, CPANEL, CPH, CPR, CPT, CRANE, CRD, CREDIT, CSP, CSR, CSS, CTW, CWT, D, DCON, DDD, DHOUSE, DITTO, DOD, DPAINT, DTCENT, DTICI, DV8, EASON, ECL, EE, EFORL, EMC, ETL, EURO, EVER, F&D, FANCY, FE, FLOYD, FMT, FN, FORTH, FTI, FVC, GABLE, GENCO, GFC, GIFT, GL, GLAND, GLOCON, GLORY, GRAMMY, GRAND, GSC, GTB, GYT, HEALTH, HFT, HL, HPT, HTECH, HUMAN, HYDRO, I2, IFEC, IIG, IMH, IND, INGRS, INSET, IP, IRC, IRCP, IT, ITD, ITNS, ITTHI, JAK, JCK, JCKH, JCT, JDF, JPARK, JSP, JUBILE, K, KAMART, KC, KCG, KCM, KDH, KEX, KIAT, KISS, KJL, KK, KKC, KLINIQ, KOOL, KTIS, KTMS, KUMWEL, KUN, KWC, KWI, KWM, KYE, LALIN, LDC, LEE, LIT, LOXLEY, LPH, LST, LTS, MAGURO, MANRIN, MASTER, MATI, MCA, M-CHAI, MCS, MDX, MEB, MEGA, METCO, MGC, MGI, MGT, MICRO, MIDA, MJD, MK, ML, MORE, MOSHI, MTW, MUD, MVP, NAM, NAT, NC, NCH, NCL, NDR, NEO, NETBAY, NEW, NEWS, NFC, NL, NNCL, NOR, NOVA, NPK, NSL, NTSC, NTV, NUSA, NV, NVD, NYT, OHTL, ONEE, ORN, PACE, PACO, PAF, PANEL, PCC, PEACE, PERM, PF, PHG, PICO, PIN, PJW, PLE, PLT, PMTA, POLAR, POLK, POST, PPM, PRAKIT, PRAPAT, PRECHA, PRI, PRIN, PRO, PROUD, PSG, PSP, PTC, PTL, QTCC, RAM, RCL, READY, RICHY, RJH, ROCK, ROCTEC, ROH, ROJNA, RP, RPC, RPH, RSP, S, S11, SABUY, SAF, SAFARI, SAFE, SALEE, SAM, SAMART, SAMCO, SAMTEL, SAUCE, SAV, SAWAD, SAWANG, SBNEXT, SCAP, SCGD, SCI, SCL, SCP, SDC, SE, SEAFCO, SECURE, SFT, SGF, SHANG, SHR, SIAM, SICT, SICT, SINGER, SINO, SISB, SJWD, SK, SKN, SKY, SLM, SLP, SMART, SMD, SMT, SNNP, SO, SOLAR, SONIC, SPA, SPCG, SPG, SPREME, SPVI, SQ, SR, SRS, SSC, STANLY, STAR, STC, STEC, STECH, STHAI, STI, STP, STPI, STX, SUC, SUN, SUPER, SUTHA, SVR, SVT, SWC, SYNEX, TACC, TAN, TAPAC, TC, TCC, TCJ, TCOAT, TEAM, TEAMG, TEKA, TERA, TFM, TGPRO, TH, THAI, THANA, THE, THG, THMUI, TIGER, TITLE, TK, TKC, TLI, TM, TMC, TMI, TMW, TNDT, TNH, TNPC, TOA, TPBI, TPCH, TPIPL, TPIPP, TPL, TPOLY, TPP, TPS, TQR, TR, TRC, TRITN, TRP, TRUBB, TRV, TSE, TTI, TTT, TTW, TURTLE, TVH, TVT, TWP, TWZ, TYCN, UAC, UBA, UMI, UMS, UNIQ, UP, UPF, UPOIC, UREKA, UTP, UVAN, VARO, VIBHA, VL, VNG, VPO, VRANDA, WARRIX, WAVE, WELL, WFX, WGE, WIN, WINDOW, WINMED, WINNER, WORK, WORLD, WP, YGG, YONG, ZAA

Explanations

Companies participating in Thailand's Private Sector Collective Action Coalition Against Corruption programme (Thai CAC) under Thai Institute of Directors (as of November 1, 2023) are categorised into: companies that have declared their intention to join CAC, and companies certified by CAC.